

SAN DIEGO STATE BASKETBALL

15 NCAA Tournament Appearances (10 times in last 14 years) • Record 16-Time Mountain West Conference Champion

Contact: Richard Stern, Assistant Athletic Director - Communications (e-mail: rsfern@sdsu.edu)

LIVE COVERAGE

TV/Stream: FS1

Trent Rush (play-by-play)
Darren Collison (analyst)
Andrew Wolff (producer)



Aztec Radio Network: San Diego Sports 760

(pregame starts at 7 p.m. PT)
Ted Leitner (play-by-play)
Jon Schaeffer (pre-half-post)



Live Stats: GoAztecs.com

SiriusXM: Channel 380

SCHEDULE / RESULTS

Record: 13-5 | Home: 6-3, Away: 4-1, Neutral: 3-1

MW Record: 6-3 | Home: 2-2, Away: 4-1

Date	SDSU	Opp.	Opponent (TV/Stream)	Time/Results
N.6	rv/rv	UC SAN DIEGO	(YurView)	W, 63-58
N.12		OCCIDENTAL	(YurView)	W, 100-49
N.18	3/4	GONZAGA	(CBSSN)	L, 67-80
N.26	21/19	^vs. Creighton	(TBS)	W, 71-53
N.27	rv/rv	^vs. Oregon	(MAX)	L, 68-78
N.30	6/7	^vs. Houston	(TNT)	ot-W, 73-70
D.4	24/rv	*at Fresno State	(FS1)	W, 84-62
D.7	24/rv	SAN DIEGO	(YurView)	W, 74-57
D.11	23/24	CALIFORNIA BAPTIST	(YurView)	W, 81-75
D.21	23/23	#vs. California	(ACC Network)	W, 71-50
D.28	20/20	rv/rv	*UTAH STATE (FOX)	L, 66-67
J.4	rv/rv	*at Boise State	(CBS)	W, 76-68
J.8	rv/rv	*AIR FORCE	(FS1)	W, 67-38
J.11	rv/rv	*at New Mexico	(CBS)	L, 48-62
J.14	rv/rv	*COLORADO STATE	(CBSSN)	W, 75-60
J.18	rv/rv	*UNLV	(CBSSN)	L, 68-76
J.22		*at Air Force	(CBSSN)	ot-W, 77-76
J.25		*at Nevada	(CBSSN)	W, 69-50
J.28		*SAN JOSE STATE	(FS1)	7:40 p.m. PT
F.1		*WYOMING	(CBSSN)	5 p.m. PT
F.8		*at Colorado State	(CBSSN)	8 p.m. MT
F.11		*at San Jose State	(CBSSN)	8 p.m. PT
F.15		*BOISE STATE	(CBSSN)	7 p.m. PT
F.18		*FRESNO STATE	(CBSSN)	8 p.m. PT
F.22		*at Utah State	(CBSSN)	6 p.m. MT
F.25		*NEW MEXICO	(FS1)	8 p.m. PT
M.1		*at Wyoming	(CBSSN)	6 p.m. MT
M.4		*at UNLV	(CBSSN)	8 p.m. PT
M.8		*NEVADA	(FS1)	7:30 p.m. PT
M.13		+MWT Quarterfinal	(CBSSN)	TBD
M.14		+MWT Semifinal	(CBSSN)	TBD
M.15		+MWT Championship	(CBS)	TBD

^ - Players Era Festival (MGM Grand Garden Arena; Las Vegas, Nev.)

- San Jose Tip-Off (SAP Center; San Jose, Calif.)

* - Mountain West Game.

+ - Mountain West Tournament (Thomas & Mack Center, Las Vegas Nev.)

GAME 19

SAN DIEGO STATE AZTECS (13-5, 6-3 MW) vs. SAN JOSE STATE SPARTANS (10-11, 3-6 MW)

Tuesday, January 28 • 7:40 p.m. PT • Steve Fisher Court at Viejas Arena • San Diego, Calif.



SAN DIEGO STATE

Head Coach: Brian Dutcher
Career Record: 190-63 (8th Season)
Record at San Diego State: Same
Record vs. Air Force: 13-0



SAN JOSE STATE

Head Coach: Tim Miles
Career Record: 447-405 (28th season)
Record at SJSU: 48-71 (4th season)
Record vs. San Diego State: 1-17

OFF THE BOUNCE (through the games of Jan. 25)

- The San Diego State men's basketball team returns to Steve Fisher Court at Viejas Arena for the first of two home games facing San Jose State on Tuesday at 7:40 p.m. PT. The game will be broadcast on FS1.
- The Aztecs and Spartans are meeting for the 85th time, with SDSU holding a 49-35 advantage in the all-time series. In the Mountain West era, SDSU has a 19-1 lead in the series, is 33-8 in San Diego overall, and a robust 13-0 at Steve Fisher Court. (complete results between San Diego State and San Jose State are listed in the column on page 4 and 5)
- With television not making things easy on the Aztecs, Tuesday's game will be the third of four games over an 11-day stretch, which began last Wednesday night at Air Force (Jan. 22), continued at Nevada on Saturday (Jan. 22), and now home tonight for San Jose State and concluding on Saturday with Wyoming at Viejas Arena. So far SDSU is 2-0 in this four game stretch.
- For just the 25th time in their last 502 games (since the start of the 2010-11 campaign), the Aztecs will don their red uniforms. The team is 2-0 this season in Scarlet, having worn them in a 74-57 victory at Steve Fisher Court on December 7, 2024, and last Wednesday's 77-76 overtime win at Air Force. Since Coach Dutcher took the reins of the program, SDSU is 4-0 in the kit and since the start of the 2010-11 season it is 19-5 in the color.
- How rare was San Diego State's 68-76 loss on January 18 to UNLV, a Quad 3 defeat? Until that night, it had been 65 games or 1,792 days since the Aztecs had lost to either a Quad 3 or Quad 4 opponent. The last Quad 3 or Quad 4 team to defeat SDSU was Quad 3-UNLV on February 22, 2020, which halted that year's longest win-streak to open the year, 26 games, and was the only loss the Aztecs suffered in the regular season.
- Halfway through the season, San Diego State is once again trending as one of the nation's best in defense. After the games of January 25, according to KenPom, the Aztecs are No. 2 in block percentage, No. 5 in 3-point percentage defense, No. 6 in effective field goal percentage defense, No. 8 in adjusted defensive efficiency and No. 11 2-point percentage defense.
- Since the start of the 2017-18 season, when Brian Dutcher took the helm of the San Diego State program, he has the No. 5 best win percentage in the nation (190-63, 75.1 percent) and since the start of the 2019-20 campaign his Aztecs are 147-39 (79.0 percent), the third best record in the country.
- In the Aztecs win over Colorado State (Jan. 14) sophomore Miles Byrd scored a career-high 25 points, including five 3-pointers, grabbed six rebounds and had seven steals. He is the first player in Mountain West history to have a game with those numbers and just the third in the nation in the last 16 years.
- In its 18 Division I games, San Diego State has held nine opponents to their worst shooting game of the season and three had their 2nd worst field goal percentage games.
- San Diego State is No. 1 in the Mountain West and No. 3 in the nation in field goal percentage defense at 36.3 percent, and is one of two programs in the nation, also Tennessee, that is limiting opponents to a combined maximum of 36.3 percent from the floor and 28.1 percent from beyond the arc. In field goal percentage defense, San Diego State is No. 3 and Tennessee is No. 2 and in three-point field

SERIES INFORMATION

Series: San Diego State leads, 49-35/13 gm. win streak
Home (Viejas Arena) 33-8 (13-0)
Away (Event Center) 14-26 (7-4)
Neutral (Thomas & Mack Center) 2-1 (1-0)
SDSU as Top 25 Team 5-0 (H: 2-0, A: 2-0, N: 1-0)
vs. Top 25 SJSU Team 0-0
MWC Era San Diego State leads, 19-1
Dutcher vs. SJSU 13-0 (H: 8-0, A: 4-0, N: 1-0)
Last Meeting San Diego State, 72-64, 2-27-24

LOCK DOWN DEFENSE

Below is a look at the best field goal percentage defenses in the nation in 2024-25.

Rk.	Team	FG	FGA	Pct.
1.	Houston	352	978	.350
2.	Tennessee	412	1,143	.360
3.	San Diego State	363	1,000	.363
4.	George Mason	428	1,170	.366
5.	Duke	401	1,083	.370
6.	Little Rock	428	1,152	.372
7.	South Alabama	420	1,124	.374
8.	App State	452	1,204	.375
9.	Hofstra	457	1,211	.377
10.	Florida	461	1,220	.378

FRESHMAN BUCKETS

Below is a look at the 10 best freshman scorers in the Mountain West in the 2024-25 season (min. 10 appearances).

Rk.	Team	Gms.	Pts.	Pts./g
1.	Elijah Price (FS)	20	188	9.4
2.	Kyle Marshall (AF)	20	153	7.7
3.	Magoon Gwath (SD)	18	130	7.2
4.	Taj DeGourville (SD)	18	108	6.0
5.	Pharaoh Compton (SD)	17	101	5.9
6.	Kyle Jorgensen (CS)	20	113	5.7
7.	Julian Bowie (BSU)	18	93	5.2
8.	Brian Amunkeke (FS)	17	67	3.9
9.	Jermaine Washington (SJ)	20	78	3.9
10.	Chris Lockett Jr. (BSU)	18	68	3.8

CALIFORNIA'S GOLD

Below is a look at the 10 best DI records of California schools since the start of the 2009-10 campaign. (min. 150 games)

Rk.	Team	W	L	Pct.
1.	Saint Mary's	399	124	.763
2.	San Diego State	403	132	.753
3.	UCLA	344	185	.650
4.	UC Irvine	321	201	.615
5.	UC Santa Barbara	295	189	.610
6.	San Francisco	296	215	.579
7.	Southern California	287	227	.558
8.	Stanford	276	234	.541
9.	Santa Clara	262	241	.521
10.	Long Beach State	261	247	.514

San Diego State Aztecs

2024-25 Record: 13-5 (H: 6-3; A: 4-1; N: 3-1) 6-3 MW
16-Time MW Champions, 15 Postseason Berths in Last 17 Years

- SDSU has won at least 19 games in 19 straight seasons.
- SDSU has advanced to the postseason in 16 of the last 18 seasons in which a champion was crowned (2006 NCAA, 2007-09 NIT, 2010-15 NCAA, 2016 NIT, 2018, 2021-24 NCAA).
- SDSU has won 92 of its last 98 games when leading at the half.
- SDSU has won its last 128-of-138 when having a higher FG pct.
- SDSU is 5th nationally in winning percentage (.738) since the beginning of the 2005-06 season.
- Since its founding in 1999, no men's basketball program has won more Mountain West championships (regular-season and tournament) than San Diego State's 16.
- Since 2006, SDSU's 15 appearances in its conference championship game are tied for second most in Division I.

0	Magoon Gwath (MUH-goön g-WAH-ih) Forward, 7-0, 205, RFr.-HS Euless, Texas (Veritas Prep (Calif.))	PPG 7.2 RPG 4.8 APG 0.8 FG .471 3FG .346 FT .639 Career 7.2 4.8 0.8 .471 .346 .639 Career Highs: Pts: 25, Fresno State (12-4-24) Rebs: 13, Nevada (1-25-25) Assts: 3, Air Force (1-22-25)	MW Frosh of the Week (1/27) ... No. 10 nationally in blks/gm (2.50) & No. 11 in total blks (45) ... Leads MW by 12 blks & 22+ than any MW frosh ... 1st Aztec frosh w/ 25 pts/10 rebs since Kawhi Leonard (1/9/24) ... 1st Aztec since 1997-98 who was perfect from field (7-of-7) in a dbl dbl (at NEV, 1-25-25) ... 1-of-5 players w/ a gm. of at least 25 pts, incl. 3 3FGs, 10 reb & 4 blocks in the nation & only freshman.
2	Nick Boyd Guard, 6-3, 175, Sr.-TR Garnerville, N.Y. (Don Bosco Inst./Florida Atlantic)	PPG 11.9 RPG 3.9 APG 3.6 FG .381 3FG .345 FT .773 Career 8.7 3.3 2.3 .416 .372 .758 Career Highs: Pts: 23, Gonzaga (11-18-24) Rebs: 10, S. Alabama (11-30-22) Assts: 8, California Baptist (12-11-24)	CH 23 pts vs. No. 3 Gonzaga ... Has led SDSU in scoring 5x, rebounds 3x, assists 8x & scored 10+ pts 11x ... Career .416 shooter ... In 42 career 10+ pts. scoring games, his team is 33-9 ... In 2022-23, was 1-of-17 players 6-3 or less w/ at least 340 pts, 163 rebs, 92 asst & 29 steals & did it in fewest mins. (898 mins) ... 2 yrs of eligibility ... 78 pts from 1,000 for his career ... 25 career gms w/ 4+ assists (22-3) & 8-1 at SDSU.
3	Wayne McKinney III Guard, 6-0, 198, Sr.-TR Coronado, Calif. (Coronado HS/San Diego)	PPG 6.7 RPG 1.8 APG 0.8 FG .395 3FG .333 FT .619 Career 8.8 2.7 1.9 .421 .316 .724 Career Highs: Pts: 31, at Pacific (2-10-24) Rebs: 10, Jacksonville St. (11-8-23) Assts: 6, 3x; last: LMU (2-7-24)	Only active player 6-0 or less, who scored at least 860 pts on at least .425 shooting & blocked at least 22 shots in the previous three seasons ... 20 pts from 1,000 for his career ... In 111 career games is shooting .421 (338-of-802) ... 13.5 ppg in 2023-24 is a career best ... 1-of-2 native San Diegans on 2024-25 roster ... 2023-24 2nd-team All-WCC ... All 18 pts vs. Air Force (1-22-25) came in 2nd half or overtime.
5	Pharaoh Compton (FAIR-oh) Forward, 6-8, 245, Fr.-HS Chicago, Ill. (Arbor View HS (Nev.))	PPG 5.9 RPG 3.0 APG 0.4 FG .625 3FG - FT .355 Career 5.9 3.0 0.4 .625 - .355 Career Highs: Pts: 13, Houston (11-30-24) Rebs: 6, San Diego (12-7-24) Assts: 2, UNLV (1-18-25)	Leads MW Frosh w/ .625 FG% (min. 4 att./gm) ... 20-of-45 FGs are dunks (.445) ... MW Preseason Frosh of the Year ... 2x MW Frosh of the Week (12/2 & 12/9) ... 1st top-100 signee (No. 80) at SDSU since 2005 ... Top rated recruit in the state of Nevada last year ... 7-5 wingspan; elite finisher at the rim ... In MW home games is shooting .615 from the floor & averaging 5.0 pts & 2.8 rebs in 13.8 minutes per game.
10	BJ Davis Guard, 6-2, 175, So.-SQ Modesto, Calif. (Modesto Christian HS)	PPG 9.4 RPG 3.2 APG 1.3 FG .456 3FG .379 FT .800 Career 6.1 2.1 0.8 .430 .333 .795 Career Highs: Pts: 18, 2x; last: Oregon (11-27-24) Rebs: 9, Creighton (11-26-24) Assts: 4, Utah State (12-28-24)	Set CH w/ 18 pts. vs. CRE & ORE & CH w/ 9 rebs in the CRE game ... In 12 gms. last year avg. 1.2 pts vs. 9.4 in 18 gms. in 2024-25 ... Has scored in double figures in 10-of-18 games in 2024-25 ... No. 2 team in steals (30) & No. 6 in MW ... In 8 gms w/ 2 3-pters he is shooting .544 (.514 3PT) & avg. 14.5 pts & 3.8 rebs ... 22 triples are No. 3 on the team ... 4-star recruit ranked No. 17 PG in the nation by 247Sports.com.
11	Demarshay Johnson Jr. Forward, 6-10, 222, Jr.-SQ Richmond, Calif. (Salesian College Prep)	PPG 1.6 RPG 1.0 APG 0.0 FG .750 3FG - FT .333 Career 0.8 0.8 0.1 .600 - .300 Career Highs: Pts: 8, Occidental (12-2-22) Rebs: 8, Saint Katherine (12-19-23) Assts: 1, 2x; last: UC Irvine (12-9-23)	Set CHs in pts (8), rebs (3) assists & block (1) vs Occidental (12-2-22) ... Ranked the No. 27 HS center in the nation by 247Sports.com ... Was 101-12 in his HS career, including a 37-0 record in Tri-County Athletic League contests ... Was back-to-back (Fr. & So. yr) CIF North Coast Section Division III champion ... In his 1st three HS yrs, Salesian finished nationally ranked No. 16, No. 14 & No. 31, respectively.
14	Reese Waters Guard, 6-6, 207, Sr.-1L Long Beach, Calif. (St. Bernard HS/Southern Calif.)	PPG - RPG 2.7 APG 0.9 FG .419 3FG .347 FT .845 Career 7.4 2.7 0.9 .419 .347 .845 Career Highs: Pts: 24, California (11-25-23) Rebs: 12, UC Irvine (12-9-23) Assts: 4, 2x; last: Utah (1-14-23)	1st career double double (11 pts, 12 rebs) vs. UCI (12/9) ... 2nd Aztec w/ 12 rebs in a game w/o an off board since 1999-00 ... 34 career 10+ pt gms (24-10 overall & 13-5 at SDSU) ... Double figure scoring in 18 gms this year ... 23 starts at SDSU are a career high ... 17-6 record when he hits multiple 3-pters (10-2 at SDSU) ... 2022-23 Pac-12 Sixth Player of the Year ... Avg. 4.9 pts, 1.9 rebs in 7 NCAA Tourney games.
21	Miles Byrd (bird) Guard, 6-7, 190, So.-1L Stockton, Calif. (Lincoln HS)	PPG 14.1 RPG 4.2 APG 2.5 FG .396 3FG .358 FT .845 Career 7.1 2.9 1.5 .396 .337 .837 Career Highs: Pts: 25, Colorado State (1-14-25) Rebs: 11, Fresno State (12-4-24) Assts: 9, Nevada (1-25-25)	CHs: 9 assists at NEV (1-25-25), 25 pts vs. CSU (1-14-25) & 11 rebs at FS (12-2-24) ... MW Player of the Week (12/2) ... 2nd player in NCAA since 2014-15 w/ at least 20 pts, 8 rebs, 5 stls and 4 blks in a game (vs. UCSD - 11-6-24) ... Players Era Festival All-Tourney Team ... 1-of-3 in the nation in last 16 yrs. w/ a game of 25 pts, incl. 5 treys, 7 stls & 6 rebs. (vs. CSU - 1-14-25) ... Scoring has more than tripled from last yr.
23	Kimo Ferrari (KEY-mo) Guard, 6-0, 178, Sr.-TR San Diego, Calif. (Francis Parker School/Brown)	PPG 2.0 RPG 1.1 APG 0.5 FG .500 3FG .462 FT - Career 4.6 1.9 1.4 .411 .389 .651 Career Highs: Pts: 39, Dartmouth (3-2-24) Rebs: 7, Stony Brook (12-29-23) Assts: 5, 4x; last: Occidental (11-12-24)	2024 Brown graduate ... Scored a CH 39 pts. on his senior night, including a program record 10-triples (2nd most in Ivy League history & equaled a single-game high nationally in 2023-24) ... Sharp shooter who can take over a game from distance ... Averaged 11.5 pts, 2.8 rebs, 2.4 assists in his final 8 games at Brown ... Has a career 2.13 assists/turnover ratio ... Career effective field percentage is .564/.714 this year.
24	Taj DeGourville (TAH-zh DUH-gore-vil) Guard, 6-5, 205, Fr.-HS Las Vegas, Nev. (Wasatch Academy (Utah))	PPG 6.0 RPG 3.4 APG 2.1 FG .394 3FG .227 FT .824 Career 6.0 3.4 2.1 .394 .227 .824 Career Highs: Pts: 14, 2x; last: Nevada (1-25-25) Rebs: 7, 2x; last: Air Force (1-22-25) Assts: 5, Occidental (11-12-24)	Last 3 gms: 11.3 pts (.522 FG%), 5.0 rebs, 1.7 assists ... 14 pts vs. NEV a high vs. DI team ... Ranks No. 2 among MW frosh w/ 37 assists ... 2x MW Frosh of the Week ... 4-star recruit & No. 35 nationally at his position ... No. 2 recruit out of Nevada (behind Compton) & No. 4 out of Utah ... As a junior, led Durango HS to the state's No. 1 ranking and league and state 5A champions ... 1st team All-Southern Nevada as a junior.
31	Jared Coleman-Jones Forward, 6-10, 235, Sr.-Tr Jacksonville, Fla. (McEachern HS/Northwestern/Middle Tenn. St)	PPG 7.4 RPG 5.2 APG 0.9 FG .439 3FG .333 FT .600 Career 5.8 4.1 0.9 .456 .367 .697 Career Highs: Pts: 20, W. Kentucky (2-24-24) Rebs: 14, Air Force (1-8-25) Assts: 8, UTEP (2-27-24)	1-of-9 players in the nation in 2023-24 who stand 6-10 or taller, who led his team in assists ... Leads all Aztec rebounders at 5.2/g ... Vs. AFA (1-8-25) CH 15 rebs & 1st dbl-dbl at SDSU (10 pts/15 rebs)/9th of his career ... Hit 19-of-43 treys (.442) and was the only player his height to shoot at least .400 from distance in a min. 43 attempts last year ... 2023-24 3rd Team All-C-USA ... As a freshman competed at Northwestern.
40	Miles Heide (HIGH-dee) Forward, 6-10, 233, So.-1L North Bend, Wash. (Mount Si HS)	PPG 2.6 RPG 3.5 APG 0.4 FG .667 3FG .000 FT .111 Career 2.1 2.6 0.2 .646 .000 .286 Career Highs: Pts: 10, Cal Baptist (12-11-24) Rebs: 9, 2x; last: San Diego (12-7-24) Assts: 2, Long Beach State (11-14-23)	Last 9 gms is 13-of-17 FG (.765), w/ 3.1 rebs (incl. 16-of-28 boards on off. glass) ... No. 2 on team w/ 32 offensive boards ... Top SDSU FG% (.667) w/ at least 1 FG/game ... CH 10 pts vs. Cal Baptist ... Matched CH with 9 boards vs. San Diego ... No. 1 in MW and No. 1.5 nationally in off. reb./40 mins (6.0/g) in a min. 211 mins ... 2022-23 4A KingCo Player of the Year ... 52.9% of career rebs are offensive (74-of-140)

HC	Brian Dutcher 8th year Head Coach / 190-63 26th season at SDSU / 36th season overall	<ul style="list-style-type: none">In 2017-18, was the only first-year coach in the country to guide his team to the NCAA tournament.At least 21 victories in each of his first 7 seasons as HC.A member of all of SDSU's record 16 MW championships.Helped Michigan to 3 NCAA national championship game appearances, incl. the program's first national title in 1989His teams are 156-13 when owning a higher FG. Pct.His teams are 122-14 when the opponent shoots 40 pct. or less from the floor.His teams are 103-14 at home & 76-9 in last 85 gm gms.
----	---	---

RED indicates probable starter, BLACK indicates reserve, GOLD indicates player is injured and is not expected to play. Shooting percentages are calculated once 25 attempts are made in a category.

SCHEDULE/RESULTS

Date	Opponent (Television/Stream)	Note
Oct. 30	CSU SAN MARCOS (exhibition)	W, 80-39 » SDSU has played CSUSM in 7 exhibition games since 2011-12, is 7-0 & has won by an average of 29 pts; SDSU has won 31 straight exhb. games.
Nov. 6	UC SAN DIEGO (YurView)	W, 63-58 » SDSU leads 15-0 in the all-time series with 14 games played on the Aztecs home court & is 4-0 w/ UC San Diego as a Division I opponent.
Nov. 12	OCCIDENTAL (YurView)	W, 100-49 » SDSU leads 27-8 all-time w/33 of 35 meetings prior to 1954-55. The Aztecs have won 12 straight, the 3rd longest active win streak for SDSU.
Nov. 18	GONZAGA (CBSSN)	L, 67-80 » The series is tied overall 3-3 & are 1-1 in Viejas. Last year's 84-74 SDSU win was the 1st non-conf. home loss for the Zags since 12/14/15 (59 gms.)
Nov. 26	^vs. Creighton (TBS)	W, 71-53 » The Aztecs are 4-1 vs. the Bluejays in neutral site games, including a 57-56 in a 2022 Elite 8 game which sent SDSU to its first Final Four.
Nov. 27	^vs. Oregon (MAX)	L, 68-78 » In the first meeting since since 1997, the Aztecs fall to 3-4 in the all-time series, including 0-2 in neutral site games.
Nov. 30	^vs. Houston (TNT)	ot-W, 73-70 » SDSU is 3-1 vs. Houston all-time, moved to 8-1 in MTE games played in Las Vegas and in its DI era is now 45-42 in overtime games.
Dec. 4	*at Fresno State (FS1)	W, 84-62 » SDSU is 12-4 in Save Mart Center, has won the last 7, including last year's 73-41 win. The 32-point loss is 3rd worst for FS at home since 1996-97.
Dec. 7	SAN DIEGO (YurView)	W, 74-57 » SDSU is 9-3 in Viejas vs. USD, but played on the fourth for just the second time, regardless of location, since the 2018 campaign.
Dec. 11	CALIFORNIA BAPTIST (YurView)	W, 81-75 » Aztecs win the initial meeting with California Baptist. SDSU is 10-6 overall against the current roster of Western Athletic Conference programs.
Dec. 21	#vs. California (ACC Network)	W, 71-50 » The Aztecs are 9-6 vs. California including all four neutral site matchups: in 2011-12, 2015-16, 2023-24 & its 21-point win at SAP Center this season.
Dec. 28	*UTAH STATE (FOX)	L, 66-67 » SDSU is 10-1 vs. Utah State at home since Aggies joined the MW in '13-14 & eight of those 10 wins are by double digits.
Jan. 4	*at Boise State (CBS)	W, 76-68 » The Aztecs are 5-8 all-time & snap a 3-game losing streak in Boise. SDSU wins for the second time in the last 8 vs. BSU regardless of location
Jan. 8	*AIR FORCE (FS1)	W, 67-38 » SDSU at home is 36-6 overall (21-3 in VA) vs. AFA & have won 17 straight at home (last lost to AFA in VA on Feb. 28, 2005 - over 7,000 days ago)
Jan. 11	*at New Mexico (CBS)	L, 48-62 » SDSU is 13-32 The Pit, including 4-5 in its last 9 games at the facility with three of the Aztecs' four wins coming by double digits.
Jan. 14	*COLORADO STATE (CBSSN)	W, 75-60 » SDSU has won 13 of the last 16 regardless of location & is 22-4 vs. CSU all-time in Viejas Arena and has won the last five vs. the Rams in SD.
Jan. 18	*UNLV (CBSSN)	L, 68-76 » Aztecs are 9-2 in the last 11 vs. UNLV in VA; Had gone 342 days w/o a loss & had a 26-game win streak snapped by UNLV in Viejas (2-22-20).
Jan. 22	*at Air Force (CBSSN)	ot-W, 77-76 » The Aztecs are 26-17 all-time at USAFA; SDSU is 9-2 in its last 11 visits to Clune Arena, including wins in its last six and five of those by double digits.
Jan. 25	*at Nevada (CBSSN)	W, 69-50 » SDSU is 11-2 in its last 13 vs. the Wolf Pack, regardless of location; Overall SDSU is 8-7 in games in Reno & 6-6 in Lawlor.
Jan. 28	*SAN JOSE STATE (FS1)	7:40 p.m. PT » The Aztecs are 33-8 all-time vs. SJSU at home incl. 13-0 at VA and are 20-1 in their last 21 regardless of location, including 13 wins in a row.
Feb. 1	*WYOMING (CBSSN)	5 p.m. PT » SDSU is 31-11 at home (19-5 in VA) vs. Wyoming, has won 16 straight in VA & not lost at home vs. the Cowboys since Jan. 3, 2007.
Feb. 8	*at Colorado State (CBSSN)	8 p.m. MT » SDSU is 12-6 in its last 18 at CSU incl. a 4-2 record in Moby Arena in the last six with 3 of those 4 Aztec wins have been by double digits.
Feb. 11	*at San Jose State (CBSSN)	8 p.m. PT » The Aztecs are 7-4 in The Event Center incl. 7-1 in the MW era with six of those seven wins coming by double digits.
Feb. 15	*BOISE STATE (CBSSN)	7 p.m. PT » San Diego State is 9-4 all-time at home against the Broncos & its 20-pt loss at VA in 2022-23, is its second worst MW road loss since 2013-14.
Feb. 18	*FRESNO STATE (CBSSN)	8 p.m. PT » The Aztecs are 42-20 at home, 9-5 in VA, vs. FS & has won 10 straight regardless of location, incl. a 27-point win (74-47) last year in VA.
Feb. 22	*at Utah State (CBSSN)	6 p.m. MT » SDSU is 5-5 at USU in the MW era, but the team's average margin of victory in Logan is 3.3 points.
Feb. 25	*NEW MEXICO (FS1)	8 p.m. PT » The Aztecs 19.7 average margin of victory since 2019-20 is largest by any UNM opponent in at least 25 years; 8-2 in last 10 vs. UNM at home.
March 1	*at Wyoming (CBSSN)	6 p.m. MT » SDSU is 5-1 in its last 6 in Laramie (11-10 in the Arena-Auditorium in the MW era). Wins are by 10.7 points, losses by 10.0 points in that time frame.
March 4	*at UNLV (CBSSN)	8 p.m. PT » Aztecs 23-3 in last 26 vs. UNLV (any location); SDSU 14-2 in its last 16 games vs. UNLV at Thomas & Mack Center.
March 8	*NEVADA (FS1)	7:30 p.m. PT » SDSU is 12-0 vs. Nevada in VA in the MW era and is 14-1 all-time at home. Teams meet to end the regular season for the 6th time in last 8 years.

Mountain West Championship (Thomas & Mack Center; Las Vegas, Nev.)

March 12	First Round (MWNN)	TBA	» The Aztecs will be in search of their eighth Mountain West tournament championship.
March 13	Quarterfinal (CBSSN)	TBA	» San Diego State has won tourney titles in 2002, 2006, 2010, 2011, 2018, 2021 & 2023.
March 14	Semifinal (CBSSN)	TBA	» SDSU is 44-18 (.710) all-time at the MW Championship, representing the best overall record in league history.
March 15	Championship (CBS)	TBA	» San Diego State has won a Mountain West-high 16 conference crowns (regular season, tournament).

^ - Power MTE - Players Era Festival (Las Vegas, Nev.). # - San Jose Tip-Off (San Jose, Calif.). * - Mountain West game. MW bye dates are Wednesday, January 1 and February 5. All times local to the site. Games and times are subject to change.

goal percentage defense Tennessee is No. 1 and the Aztecs are No. 7.

- **With the Aztecs 69-50 win over Nevada (Jan. 25), San Diego State is 98-7 in the Brian Dutcher era, when it limits its opponent to 60 or fewer points. Overall, the Aztecs have won 32 straight when holding the opposition to 60 points or less and are 105-8 in its last 113 in the category.**
- In San Diego State's last 10 wins it shot .440 from the field, including .330 from the bonus distance, and averaged 74.9 points per game, with an average margin of victory of 15.3 points. Defensively, in those games, the team limited its opponents to a .346 shooting percentage, including .259 from beyond the arc and for the season has limited the opposition to 36.3 percent shooting overall, which ranks No. 3 nationally.
- The Aztecs have held 10 of their 17 Division I opponents to less than 40 percent shooting, seven games of less than 35.0 percent and three under 30.0 percent. SDSU limited California to just 25.5 percent shooting on Dec. 21, the third lowest opponent field goal percentage shooting night in the Brian Dutcher era.
- In the team's 73-70 overtime win against No. 6 Houston, the Aztecs overcame both a 5-point halftime deficit and trailed by 11-point with 14:58 to play to send the game to overtime and ultimately its 3-point win. The victory was **Brian Dutcher's** 15th win in 26 games against top 25 opponents. **Dutcher is the only head coach in program history with a winning record against ranked teams and it was the program's first win against a top-10 team since a 71-64 victory over No. 1 Alabama in the Sweet 16 of the 2023 NCAA Tournament.**
- San Diego State, which in 2023-24 reached the Mountain West Tournament championship game for the seventh time in head coach **Brian Dutcher's** seven seasons, looks for its unprecedented 17th Mountain West men's basketball title. Entering the 2024-25 season, San Diego State has won nine regular season and seven Mountain West tournament titles, the most of any program that has ever been a member of the league.
- **Brian Dutcher** is in his eighth season as San Diego State's head coach and his 26th season on the Aztec sidelines. In his seven-plus seasons as head coach, he has led the Aztecs to five conference titles, seven Mountain West championship game appearances, a 190-63 overall record and 98-35 mark in league games, both league leading in that time frame, has been named the national coach of the year, twice the Mountain West Conference Coach of the Year and led this team to back-to-back Sweet 16s including a run to the 2023 NCAA national championship game.

GWATH NAMED MOUNTAIN WEST FRESHMAN OF THE WEEK

Redshirt freshman Magoon Gwath, who recorded his second career double double and averaged one over two games last week, is the Mountain

COMMUNICATIONS

COMMUNICATIONS OFFICE

Fowler Athletics Center
5302 55th Street, Suite 3014
San Diego, CA 92182
Office: 619.594.5547
Fax: 619.582.6541

RICHARD STERN

Assistant Athletic Director - Communications

Coaching Staff & Player Interviews
E-Mail: rstern@sdsu.edu
Office: 619.594.4348
Cell: 408.318.8111

SAM MEYERS

Assistant Communications Director

E-Mail: scmeyers@sdsu.edu
Cell: 925.787.9781

RACHEL GONZALES

Communications Coordinator

E-Mail: regonzales@sdsu.edu
Cell: 520.591.2656

SERIES VS. SAN JOSE STATE

Series: San Diego State leads 49-35

Home (Viejas Arena)..... 33-8 (13-0)

Away (Event Center)..... 14-26 (7-4)

Neutral (Thomas & Mack Center).....2-1 (1-0)

SDSU as Top 25 Team..... 5-0 (H: 2-0, A: 2-0, N: 1-0)

vs. Top 25 SJSU Team 0-0

MWC Era San Diego State leads, 19-1

Dutcher vs. San Jose State..... 13-0 (H: 8-0, A: 4-0, N: 1-0)

Date	SD	SJ	Location	Score
D.22.36		San Jose	L	32-34
D.23.36		San Jose	W	37-35
M.3.39		San Diego	W	38-33
M.4.39		San Diego	W	57-28
M.1.40		*San Jose	L	27-46
M.2.40		*San Jose	L	18-31
J.20.41		*San Diego	L	27-44
J.21.41		*San Diego	W	50-39
F.24.41		*San Jose	L	48-53
F.25.41		*San Jose	L	37-41
M.2.42		*San Diego	W	35-33
M.3.42		*San Diego	W	40-34
M.4.42		*San Diego	L	45-46
M.5.42		*San Diego	W	66-47
J.11.46		San Jose	W	40-32
J.12.46		San Jose	L	40-51
F.22.46		San Diego	W	54-42
F.23.46		San Diego	W	47-35
J.13.47		*San Jose	L	25-48
F.17.47		*San Diego	W	42-39
F.9.48		*San Diego	L	39-55
M.1.48		*San Jose	L	49-61
J.7.49		*San Diego	2ot-L	52-55
F.5.49		*San Jose	L	55-65
J.13.50		*San Diego	L	52-60
F.17.50		*San Jose	L	48-59
F.23.51		San Jose	L	37-68
F.24.51		San Jose	L	46-50
F.29.52		San Diego	L	53-64
M.1.52		San Diego	W	61-60
F.27.53		San Jose	L	54-66
F.28.53		San Jose	L	61-77
J.28.55		*San Jose	L	46-59
D.19.55		San Diego	W	57-50
F.1.58		San Jose	L	60-63
D.12.58		San Diego (PO)	W	63-50
J.31.59		San Jose	L	39-48
J.30.60		San Jose	L	52-57
J.31.70		*San Diego (PG)	W	85-74
F.14.70		*San Jose	W	85-74
J.29.71		*San Jose	W	102-83
F.12.71		*San Diego (PG)	W	115-102
J.29.72		*San Jose	ot-L	63-65
F.19.72		*San Diego (PG)	W	80-73
J.6.73		*San Jose	L	50-52
F.17.73		*San Diego (PG)	W	76-73
J.10.74		*San Jose	L	69-81
M.2.74		*San Diego (PG)	W	73-71
F.8.75		*San Jose	L	73-77
F.13.75		*San Diego (PG)	W	95-77
F.5.76		*San Jose	W	73-71
F.14.76		*San Diego (PG)	L	74-82
M.6.76		N-Stockton (SF) (PC)	W	67-64
J.22.77		*San Diego (PG)	W	88-80
F.24.77		*San Jose	W	73-64
M.5.77		N-Anaheim (SF) (PC)	L	74-75
J.14.78		*San Jose	W	68-66
F.23.78		*San Diego (SA)	W	81-77
F.1.97		*San Jose	L	72-76
F.27.97		*San Diego (SA)	L	63-65
J.29.98		*San Diego (CA)	W	88-75
F.28.98		*San Jose	L	66-74
J.30.99		*San Jose (d)	L	57-82
F.27.99		*San Diego (CA)	W	75-72
J.22.14		*San Jose	W	75-50
F.25.14	7	*San Diego (VA)	W	90-64
F.21.15	13	*San Jose	W	74-56

West Freshman of the Week for the week ending on January 26.

- The forward from Euless, Texas, averaged 12.0 points and 10.0 rebounds as well as 2.0 blocks, 1.5 assists and 1.0 steals in a pair of road victories last week: at Air Force and at Nevada to propel the Aztecs to a 4-1 league road record so far this season.
- For the week, he shot 71.4 percent (10-of-14) from the floor, including 33.3 percent (1-of-3) from the bonus distance, and 60.0 percent (3-of-5) from the line.
- In the Aztecs 69-50 win at Nevada on Saturday, Gwath was 7-of-7 from the field, including 1-of-1 from beyond the arc for game-high 15 points and a career and game-high 13 rebounds. He is the first Aztec since the 1997-98 season to record a double double shooting 100 percent from the floor since Roy Kruiswyk was (6-of-6) in a 13 point, 10 rebound double double against SMU on Jan. 15, 1998.
- Gwath is the 12th player in Mountain West history to have double double with a perfect shooting night, minimum of seven field goal attempts, but if you include a successful 3-pointer in the stat line, he is the only player in league history to accomplish the feat.
- Eight of his defensive boards limited the Wolf Pack to a single-shot possession and two of them led directly to four points going the other way. In addition, one of his four offensive rebounds led to two points for the Scarlet and Black.
- On Wednesday at Air Force, he was 3-of-7 from the field, 3-of-5 from the line with a team leading seven rebounds to go along with a career-high and game high three assists, two blocks and a steal in the team's 77-76 overtime win.
- His three offensive boards led directly to six points. Three of his four defensive rebounds limited the Falcons to a single shot possession. His three assists led to eight points and one of his two blocks resulted in three points the other way. In addition, he assisted on the bucket after the block which gave SDSU what would turn out to be the largest lead for either team, nine points.

IF YOU HAVEN'T HEARD...THE BYRD IS THE WORD

Sophomore Miles Byrd, by games played, is the most tenured Aztec on the 2024-25 team.

- Byrd played in four games off the bench in his initial college season, 34 last season, all off the bench, and starts in each of his 17 appearances this year...for a total of 55 games, the most on the roster for the Scarlet and Black in 2024-25.
- In the 38 games he played in his first two seasons, the Stockton, Calif., native reached double figure scoring twice and averaged 4.1 points, 2.3 rebounds and 1.0 assists. So far this year, in 17 starts, he has 13 double figure contests, including four contests of 20+ points, and has upped his point production to 14.1, his rebounds to 4.2 and assists to 2.5 per game.
- Against Colorado State (Jan. 14) became the first player in Mountain West history and one of three players in the nation in the last 16 seasons to have a game of at least 25 points, including five 3-pointers, seven steals and six rebounds.
- Byrd is the team's emotional leader as well as leading it in points (239), points per game (14.31 ppg), 3-pointers (38), steals (38) and is in the top three of 3-point field goal percentage (.358), defensive rebounds (57), assists (43), and blocks (19).
- Is the only player in the nation who is shooting a minimum of .396 from the field, .364 from distance, .845 from the line with at least 43 assists, 38 steals and 19 blocks in 2024-25.
- In the team's 75-60 win over Colorado State (Jan. 14), he set a new career-best with a game-high 25 points.
- In the team's 69-50 win at Nevada (Jan. 25), he set a new career-best with nine assists.
- Was named a Players Era Festival All-Tournament Team member and Mountain West Player of the Week for averaging 14.7 points, 3.3 rebounds, 2.0 assists, 1.7 steals, 1.3 blocks and a 3:1 assist-to-turnover ratio in leading the Aztecs to a pair of victories against top 25 teams: No. 6 Houston and No. 21 Creighton at the event in Las Vegas.
- Byrd is in his third year at San Diego State but is a sophomore after getting his freshman season back through a medical redshirt.
- In the season opener against UC San Diego, the sophomore guard, in his first career start, became just the second player in NCAA Division I basketball over the last 10 seasons (since 2014-15) to record at least 20 points, 8 rebounds, 5 steals and 4 blocks in the same game. He's also the first Aztec since at least 1996-97 with that stat line.

SEEING SCARLET

San Diego State, this season, will wear scarlet uniforms for the first time since the 2019-20 campaign.

- The last time the Aztecs wore a scarlet kit before this season was in a 68-55 win against Nevada on January 18, 2020. It was the second time that season that SDSU was wearing red (also: vs. San Jose State, W, 59-57 on December 8, 2019).
- SDSU is 19-5 in its last 24 games, and has won its last five, when it plays in scarlet uniforms.
- San Diego State, under Brian Dutcher, is 4-0 in scarlet.
- The Aztecs have a 74-57 victory over San Diego, and a 77-76 overtime win at Air Force on Wednesday so far this season in red.

THERE'S NO PLACE LIKE HOME

San Diego State has advanced to the NCAA tournament 11 of the last 13 seasons in which a national championship has been crowned, and has an NIT national semifinalist appearance during that span as well. One reason for the success is that Viejas Arena is a very tough place for opponents. Since the start of the 2005-06 campaign, San Diego State has the sixth-highest winning percentage in the country, amassing a 272-38 home record, winning 87.7 percent of its home games during that span.

Now over halfway through the 2024-25 season, here are a few of the categories to keep an eye on:

- In its last 259 home games, San Diego State has compiled a 229-30 mark (88.4 percent), including a 126-14 record (90.0 percent) in its last 140 home games against non-conference competition.
- Since the start of the 2002-03 season, San Diego State has a 155-33 (82.4 percent) home record against conference opponents.
- Since the start of the 2012-13 campaign, the Aztecs are 174-25 (87.4 percent) at home, including a 77-10 (88.5 percent) record in non-conference home contests during that stretch and 74-7 (91.4 percent) against non-top 25 non-conference foes.
- The Aztecs are 87-14 (86.1 percent) in their last 101 conference home games and 92-11 (89.3 percent) in their last 103 non-conference home games.

HISTORIC NIGHTS FOR GWATH

Already a feared defender who can block and alter shots, as well as play defense on the perimeter, freshman **Magoon Gwath** displayed the offense that Aztec players and coaches see in practice every day in the team's wins at Fresno State (12/4) and Nevada (1/25).

At Fresno State

- Gwath became the first Aztec freshman to have a game of at least 25 points and 10 rebounds since Kawhi Leonard totaled 25 and 12 against Wyoming on January 9, 2010.
- Gwath became the first SDSU freshman to score at least 25 in a game since Matt Mitchell dropped 31 on Eastern Illinois on Nov. 20, 2017.
- Gwath is the only Aztec freshman in the Dutcher era to score at least 25 points in a conference game.
- Gwath's 10 boards at the time were the most in a game, as an Aztec freshman, since Keshad Johnson had 10 against Texas Southern on November 5, 2019.

- Through the games of January 25, Gwath is the only freshman in the nation with at least 25 points, 10 rebounds and four blocked shots in a game this year and one of five players nationally who have accomplished the stat line.

At Nevada

- Gwath was 7-of-7 from the field, including 1-of-1 from beyond the arc for game-high 15 points and a career and game-high 13 rebounds. Gwath is the first Aztec since the 1997-98 season to record a double double shooting 1.000 percent from the floor since Roy Kruiswyk was (6-of-6) in a 13 pt/10 reb double double against SMU on Jan. 15, 1998.
- Gwath's 13 rebounds are the most by an Aztec freshman since Jalen McDaniels grabbed as many on February 3, 2018 against Air Force.
- Gwath is the 12th player in Mountain West history to have double double with a perfect shooting night, minimum of 7 field goal attempts, but if you include his successful 3-pointer, he is the only player in league history to accomplish the feat.
- For his efforts, Gwath was named the Mountain West Freshman of the Week.

THE BIG NOTES

- Among the 17 programs San Diego State has played at least 50 times, its 73.6 winning percentage (67-24) against Air Force is its best in program history.
- Freshman wing **Magoon Gwath** enjoyed a 25-point, 10-rebound and four-block game in the team's 84-62 win at Fresno State on December 4. He became the first Aztec freshman to have a game of at least 25 points and 10 rebounds since **Kawhi Leonard** totaled 25 and 12 against Wyoming on January 9, 2010, and is the only freshman in the nation with a game of at least 25 points, 10 boards and four blocks this year.
- Against Colorado State (Jan. 14) **Miles Byrd** became the first player in Mountain West history and one of three players in the nation in the last 16 seasons to have a game of at least 25 points, including five 3-pointers, seven steals and six rebounds.
- SDSU has handed Colorado State its largest margin of defeat in a Mountain West game in three of the last four seasons, all at Viejas Arena (15 on Jan. 14, 16 on Feb. 13, 2024, and 30 on Jan. 8, 2022). San Diego State also beat the Rams by 19 on Feb. 21, 2023, at home, which was tied for the second-largest MW loss by CSU in the 2022-23 campaign.
- **Miles Byrd's** seven steals against CSU (Jan. 14) matched the most by a San Diego State player since at least the 1996-97 season (also Chase Tapley vs. UC Davis on Nov. 13, 2011, and Deandre Moore vs. Colorado State on Feb. 1, 2003).
- New Mexico's 62 points are its fewest this season, 23.4 points below its season average.
- San Diego State has held 10 of its 14 opponents to under 40.0 percent shooting from the floor.
- For the 10th time this season, the Aztecs held their opponent to less than 29.0 percent from the bonus distance. New Mexico shot 21.4 percent (6-of-28)
- San Diego State gave up only 14 points in the second half against Air Force, which is its second fewest allowed in a second half since at least the 1996-97 season.
- The 38 Air Force points allowed by SDSU are tied for its third fewest allowed in a Mountain West game.
- The 38 points allowed by the Aztecs to the Falcons are their fewest given up since also allowing 38 vs. Air Force on March 1, 2017. They matched the fewest allowed since giving up 34 vs. New Mexico on Jan. 26, 2014.
- San Diego State is the only Division I team leading its conference in blocks per game, scoring defense, opponent field-goal percentage and opponent three-point percentage. The only MW team to ever do that in a full season was the Aztecs in 2021-22.
- Against Utah State, the Aztecs made 20 free throws on 90.9 percent shooting (20-of-22). It is the second time the team has made 20 or more from the charity stripe with a higher than 90.0 percent free throw percentage since February 2011. SDSU shot 22-of-23 (95.7 percent) from the line at Air Force on January 21, 2023.
- The Aztecs showed California what stifling defense looks like back on December 21, in holding a Golden Bears team that shot 47.5 percent from the floor coming into the game to just 25.5 percent, Cal's fourth worst shooting game in the last 30 years. SDSU also limited Cal, a 38.1 percent shooting team from the bonus distance to 20.8 percent.
- The Aztecs held California to 15.6 percent shooting (5-of-32) in the first half which is its best defensive half this season and the second best first half since at least 1996-97. The only better first half for SDSU was on March 1, 2017, when it held Air Force to 15.0 percent (3-of-20).
- The Aztecs held California to 25.5 percent shooting (14-of-55) from the field for the game, it's fourth worst shooting night for the Golden Bears since at least 1996-97.
- **Magoon Gwath**, at Fresno State, is the first Aztec freshman to have a game of at least 20 points and 10 rebounds since Kawhi Leonard had 25 points and 12 rebounds against Wyoming on January 9, 2010.
- With his four blocks at Fresno State (Dec. 4), **Magoon Gwath** is the only freshman in the nation to have a game of at least 25 points, 10 rebounds and four blocks.
- With the Houston win, **Brian Dutcher** improved to 16-11 against top 25 competition, including a 3-3 mark against teams ranked among the top 6 teams in the nation.
- Against Creighton, **BJ Davis** became just the second Aztec, since at least the 1996-97 season, who stands 6-2 or less, to have a game of at least 18 points and 9 rebounds (also: Malachi Flynn vs. UNLV, 2/22/2020).
- Against UC Dan Diego **Miles Byrd** became just the second player in NCAA Division I basketball over the last 10 seasons (since 2014-15) to record at least 20 points, 8 rebounds, 5 steals and 4 blocks in the same game. He's also the first Aztec since at least 1996-97 with that stat line. Only two other Aztecs have had a similar stat line of at least 20 points, 8 rebounds, 3 steals and 3 blocks over that time frame (Jamaal Franklin, twice and Randy Holcomb once).

SCHEDULING UP

- San Diego State has never been afraid of playing anyone, anywhere, and it's borne out by the Aztecs having played, through the games of January 20, **the 28th toughest schedule in the nation overall, and the 10th toughest non-conference slate according to KenPom.com.**
- San Diego State has already played four of its 11 Division I games against ranked opponents with wins over then No. 21 Creighton and No. 6 Houston and defeats at the hands of then No. 3 Gonzaga and now No. 15 Oregon.
 - No other Mountain West program has played an overall schedule which ranks under No. 70 and only two MW programs played a non-conference schedule which was ranked in the top 100 and those are No. 70 & No 82.
 - San Diego State's opponents in its five losses, to Gonzaga, Oregon, Utah State, New Mexico & UNLV have a combined record of 77-25 (.755) & three of the five are nationally ranked this week.

MISCELLANEOUS STATS

- SDSU is getting 41.8 percent of its points (542-of-1,298) in the paint.
- The Aztecs are getting 30.6 percent of their buckets (144-of-471) from beyond the arc.
- San Diego State is scoring 19.9 percent of its points (258-of-1,298) off its opponent's turnovers.
- The Aztecs are getting 64.4 percent of their offense (836-of-1,298) from their backcourt.

SERIES VS. SAN JOSE STATE (continued)

J.6.16	*San Diego (VA)	W	77-62
F.21.16	*San Jose (d)	W	78-56
J.10.17	*San Diego (VA)	W	76-61
F.7.17	*San Jose	L	71-76
J.9.18	*San Diego (VA)	W	85-49
F.24.18	*San Jose	W	71-59
F.2.19	*San Jose	W	67-56
M.2.19	*San Diego (VA)	W	84-56
D.8.19	*San Diego (d) (VA) (:00.9)	W	59-57
F.8.20	*San Diego (VA)	W	85-54
F.10.20	*San Diego (VA)	W	77-55
F.9.22	*San Jose	W	72-62
F.25.22	*San Diego (VA)	W	77-52
J.28.23	*San Diego (VA)	W	72-51
M.10.23	20 ^N-Las Vegas (SF)	W	64-49
J.9.24	19 *San Jose	W	81-78
F.27.24	20 *San Diego (VA)	W	72-64

d - day; PG - Peterson Gym; SA - Sports Arena; CA - Cox Arena; VA - Viejas Arena; PC - PCAA Tournament; SF - Semifinal; CH - Championship; N - Neutral site; * - conference game; ^ - conference tournament; 0:00 - The time denotes when a game-winning shot, within the final 10 seconds was made. The number below team name in the top column refers to Associated Press ranking at game time.

AZTEC COACHING STAFF

HEAD COACH

BRIAN DUTCHER

- Eighth season as head coach (190-63, 98-35 MW)
- 26th year at San Diego State
- 1989 NCAA Champion
- 4 NCAA title game appearances
- 21 NCAA tournament appearances
- 16-time Mountain West champion
- 2020 USA Today National Coach of the Year
- 2020 & 2021 MW Coach of the Year (coaches & media)
- 2020 & 2021 NABC District 17 Coach of the Year
- 2020 USBWA District IX Coach of the Year

ASSISTANT COACH

DAVE VELASQUEZ

- 23rd season at SDSU / 12th as AC (295-101, 153-52 MW)
- Started as a student manager in 2002-03, then head manager, walk-on, scholarship athlete, director of player development and now AC

ASSISTANT COACH

JAYDEE LUSTER

- 4th season with SDSU (94-32, 45-17 MW)
- 9th as a Division I AC / 5 at Pacific

ASSISTANT COACH

RYAN BADRTALEI

- 1st season with SDSU (13-5, 6-3 MW)
- 20th year as a Division I AC / 19 at UC Irvine.

2024-25 MW STANDINGS (through Jan. 25)

	Conference			Overall		
	W	L	Pct.	W	L	Pct
New Mexico	9	1	.900	17	4	.810
Utah State (rv/rv)	8	1	.889	18	2	.900
Colorado State	7	2	.788	13	7	.650
San Diego State	6	3	.667	13	5	.722
Boise State	5	4	.556	13	7	.650
UNLV	5	4	.556	11	9	.550
Nevada	3	6	.333	11	9	.550
Wyoming	3	6	.333	10	10	.500
San Jose State	3	6	.333	10	11	.476
Fresno State	1	8	.111	5	15	.250
Air Force	0	9	.000	3	17	.150

AZTECS VS. MOUNTAIN WEST

vs. CURRENT MEMBERSHIP

Record: 448-323 (H: 257-94, A: 150-207, N: 40-22)

Streak: W2 (last: J.25.25 at Nevada)

	Overall	Home	Away	Neu.	Strk
	W-L	W-L	W-L	W-L	
Air Force	67-24	36-6	26-17	5-1	W11
Boise State	19-13	10-4	5-8	4-1	W1
Colorado State	53-44	32-14	15-28	6-2	W2
Fresno State	73-56	41-20	28-33	3-3	W11
Nevada	27-8	14-1	8-7	5-0	W1
New Mexico	45-52	29-14	13-32	3-6	L2
San Jose State	49-35	33-8	14-26	2-1	W13
UNLV	44-39	20-14	23-23	1-2	L1
Utah State	20-11	10-2	5-6	5-3	L1
Wyoming	51-41	32-11	13-27	6-3	W11
TOTAL	448-323	257-94	150-207	40-22	W2

2024-25 MW PREDICTED ORDER OF FINISH

Place	Team	Points (1st place votes)
1.	Boise State	276 (19)
2.	New Mexico	233 (1)
3.	Nevada	219 (1)
4.	San Diego State	213 (2)
5.	UNLV	178 (2)
6.	Utah State	169 (1)
7.	Colorado State	160
8.	San Jose State	88
9.	Wyoming	67
10.	Fresno State	62
11.	Air Force	51

2024-25 MW PRESEASON AWARDS

Preseason All-Conference Team

Reese Waters, Sr., G, San Diego State
 Tyson Degenhart, Sr., F, Boise State
 O'Mar Stanley, Sr., F, Boise State
 Alvaro Cardenas, Sr., G, Boise State
 Nique Clifford, Sr., G, Colorado State
 Nick Davidson, Jr., F, Nevada
 Donovan Dent, Jr., G, New Mexico
 Nelly Junior Joseph, Sr., C, New Mexico
 Dedon Thomas Jr., So., G, UNLV
 Ian Martinez, Sr., G, Utah State

Preseason Player of the Year

Tyson Degenhart, Sr., F, Boise State

Preseason Newcomer of the Year

Kobe Sanders, Sr., G, Nevada

Preseason Freshman of the Year

Pharaoh Compton, F, San Diego State

- SDSU has been tied or in the lead for 64.4 percent (470:18-of-730) of its minutes this season.
- San Diego State is getting assists on 49.0 percent (231-of-471) of its field goals this season.
- The Aztecs are 8-0 this year w/ at least one 10-0 scoring run in a game & have won 20 straight when putting together a double-digit run.

IT'S THE DEFENSE

- Halfway through the season, San Diego State is once again trending as one of the nation's best in defense. After the games of January 25, according to KenPom, the Aztecs are No. 2 in block percentage, No. 5 in 3-point percentage defense, No. 6 in effective field goal percentage defense, No. 8 in adjusted defensive efficiency and No. 11 2-point percentage defense.
- San Diego State has won 119 of its last 128 games (119-9; 93.0 percent) when holding its opponent to less than 60 points.
- San Diego State is 106-9 (92.2 percent) the last 115 times it has outrebounded its opponent.
- San Diego State has won 213 of its last 247 games (213-34; 86.2 percent) when limiting opponents to 30.0 percent or less from 3-point range.
- In its last 450 games in which it has forced at least 10 turnovers, San Diego State has won 355 times (355-95; 78.9 percent).
- San Diego State is 89-20 (81.7 percent) in its last 109 games in which it has blocked at least three shots.
- San Diego State has won 35 of its last 41 games (35-6; 85.4 percent) when it limits its opponent to five or fewer offensive rebounds.
- San Diego State is 89-26 (77.4 percent) in its last 115 games in which it has at least five steals.

AZTEC BLOCK PARTY

With defense the calling card of San Diego State basketball, the 2024-25 Aztecs are dealing in the category of shot rejections.

- San Diego State ranks No. 9 in the nation in blocks per game per (5.7) through the games of January 25.
- Through 18 games 59.8 percent (61-of-102) of the Aztecs blocks come from its freshmen (**Pharaoh Compton, Taj DeGourville & Magoon Gwath**)
- The Aztecs have four games of 9 blocks, three 8 block contests, two of 7 and 5 blocks, has recorded multiple blocks in 12-of-18 games this year, and has been shut out twice.
- Freshman **Magoon Gwath** ranks No. 10 in the nation in blocks per game (2.50) and No. 11 in total blocked shots (45).

PLAYER & TEAM TIDBITS

- San Diego State leads the Mountain West with 5.71 blocked shots per game and is No. 7 in the nation. San Diego State has got 43 of its 97 blocks this year (44.3 percent) from freshman **Magoon Gwath**, who is No. 8 in the nation (2.53/g).
- Freshman **Magoon Gwath** ranks No. 8 in the nation in blocks per game (2.53), total blocks (43) and is No. 5 Kenpom's block percentage rankings. Gwath has a triumvirate of five block games: vs. No. 3 Gonzaga, No. 6 Houston & Oregon.
- Sophomore forward **Miles Heide**, among players who have played a minimum of 185 minutes this season, ranks **No. 19 in the nation in offensive rebounds per 40 minutes played (6.0) which is No. 1 in the Mountain West**. In his two seasons on The Mesa he has 134 rebounds, 71 of which are on the offensive glass (53.0 percent). For his career, he is averaging 5.5 offensive boards per 40 minutes which is the 19th best average nationally for a player with at least 500 minutes total. No Aztec, since at least 1999-00, has averaged more offensive boards per 40 minutes on a minimum of 500 career minutes.
- Guard **Taj DeGourville** is **No. 28 in the nation in freshman assist-to-turnover ratio (2.00:1) among those who have played a minimum of 315 minutes**.
- Forward **Pharaoh Compton** is **1-of-7 freshman in the nation who is shooting at least 63.6 percent from the field on a minimum of 66 shot attempts**.
- According to KenPom.com and based on minutes played in previous seasons, San Diego State ranks as one of the youngest teams in the nation at 1.54 years of experience. With that lack of experience and in combination with a No. 12 ranking in Adjusted Defensive Efficiency, no team in the nation is younger and playing better defense than the Aztecs.

KEYS TO VICTORY

- San Diego State is 12-1 this season when leading at the half. (SDSU is 225-26 (.896) in the last 251)
- San Diego State is 11-0 this season when leading with five minutes to play. (SDSU is 423-17 (.961) in the last 440)
- San Diego State 7-3 this season when scoring first. (SDSU is 242-61 (.799) in the last 303)
- San Diego State is 7-1 this season when it outrebounds its opponent. (SDSU is 278-44 (.863) in the last 322)
- San Diego State is 4-1 this season when it attempts more free throws than its opponent. (SDSU is 256-35 (.880) in the last 291)
- San Diego State is 12-1 this season when it shoots a higher field goal percentage. (SDSU is 318-23 (.933) in the last 341)
- San Diego State is 10-1 this season when its opponent shoots 40% or lower. (SDSU is 330-44 (.882) in the last 374)
- San Diego State is 7-0 this season when it holds its opponent to under 60 points. (SDSU is 107-8 (.930) in the last 115)
- San Diego State is 10-1 this season when it commits fewer turnovers than its opponent. (SDSU is 174-33 (.841) in the last 207)

STREAKS ON THE LINE FOR THE AZTECS ON TUESDAY

When the Aztecs play San Jose State on Tuesday here are the streaks that are on the line for SDSU:

- 38-game win streak when scoring between 80-89 points.
- 32-game win streak in contests in which SDSU has limited its opponent to fewer than 60 points.
- 26-game win streak when holding its opponent to 35 percent or less shooting.
- 13-game win streak against San Jose State, regardless of location.
- 12-game win streak when leading the five minutes to play.
- 13-game win streak against San Jose State in Viejas Arena.
- 9-game win streak when it shoots a better percentage than its opponent.
- 8-game win streak when it commits fewer turnovers than its opponent.
- 5-game win streak when leading at the half.
- 3-game win streak in games played on Tuesday.

PLAYER TIDBITS (for a more in depth look at each player, go to our player pages starting on page 16)

Sophomore Guard **Miles Byrd**

2024-25: 14.1 points, 4.2 rebounds, 2.5 assists, 39.6 FG%, 35.8 FG%, 84.5 FT%

Career: 7.1 points, 2.9 rebounds, 1.5 assists, 39.6 FG%, 33.7 3FG%, 83.7 FT%

2024-25 - Players Era Festival All-Tournament Team

2024-25 - Mountain West Player of the Week (12/2)

- Scored 25 points, including five 3-pointers, with seven steals and six rebounds against Colorado State (Jan. 14). He is the first player in Mountain West history and one of three in the nation in the last 16 years to have a game with those minimums.
- Became just the second player in NCAA Division I basketball over the last 10 seasons (since 2014-15), and the first Aztec since at least 1996-97, to record at least 20 points, 8 rebounds, 5 steals and 4 blocks in the same game (vs. UC San Diego, 11-6-24). Only two other Aztecs have had a similar stat line of at least 20 points, 8 rebounds, 3 steals and 3 blocks over that time frame (Jamaal Franklin, twice and Randy Holcomb once).
- Established a new career-high with 9 assists at Nevada (Jan. 25).
- Against UNLV (Jan. 18) finished with 21 points and three boards, to go along with an assist and a block after going 0-7 from the field, 0-4 from beyond the arc, with a rebound in the first half.
- In the last five games, he's averaged 185.8 pts, 3.8 rebs & 2.8 assists.
- Received a medical redshirt for his freshman campaign in which he appeared in only four games.
- Based on games played (55 total) as an Aztec, is the most tenured player on the 2024-25 roster.
- Recorded career-high in points (25) and steals (7) vs. Colorado State (Jan. 14) and equaled a career-high in blocks (4) vs. UC San Diego (Nov. 6, 2024).
- Set a career-high four blocked shots and matched a career-high with a team-leading six assists vs. New Mexico (2/16/24), becoming the first Aztec to achieve both in a game since at least 1996-97.
- In his career, in games in which he has at least one 3-pointer, SDSU is 25-8 and when he blocks at least one shot, the Aztecs are 18-5.
- His 27 steals and 20 blocks last season are the most among Aztec returners from the 2023-24 roster.
- Dished out four assists without a turnover vs. Saint Mary's (11/17/23) becoming the 8th player in the Dutcher era to have at least four assists w/o a turnover against a non-conference DI opponent.
- When he dishes out multiple assists, the Aztecs have a 18-6 record.
- San Diego State is 18-4 in games in which he hits at least 40.0 percent of his shots from the field.
- In games in which he has one or fewer turnovers San Diego State has a 33-10 record.

Senior Guard **Nick Boyd**

2024-25: 11.9 points, 3.9 rebs, 3.6 assists, 38.1 FG%, 34.5 3FG%, 77.3 FT%

Career: 8.7 points, 3.3 rebounds, 2.3 assists, 41.6 FG%, 37.2 3FG%, 75.8 FT%

- A distributor who can play both point and shooting guard, score from all three levels & has 42 games in which he has scored at least 10 points, including 11 games as an Aztec, and his team is 33-9 in those contests.
- Scored a career-high 23 points vs. Gonzaga (11-18-24).
- A career 41.6 percent shooter (310-of-745) from the floor.
- Never shot less than 40.0 percent from the field in his previous three seasons of college basketball.
- Has led his teams in assists 26 times and is 22-4 in those contests and is 37-8 in the 44 games in which he has multiple 3-pointers.
- Enters the San Jose State game 878 points from the 1,000-career point milestone.
- In six career NCAA Tournament games, he has averaged 7.3 points, 4.5 rebounds and 2.0 assists per game.
- Led Florida Atlantic to the Final Four in 2023, falling to San Diego State on Lamont Butler's buzzer beater.
- Was one of just two FAU players in the past decade to have a game of at least 7 assists without a turnover.
- One of three active players who stand no taller than 6-3, to have scored at least 922 career points while shooting a minimum of 41.6 percent from the floor with no more than 310 field goals made in no more than three+ seasons.
- One of two players in Conference USA in 2022-23 to grab at least 163 rebounds, dish out 92 assists and compile 29 steals.
- One of 7 active players who have at least 240 assists and no more than 121 turnovers in no more than 105 games since the start of the 2020-21 campaign.

Sophomore Guard **BJ Davis**

2024-25: 9.4 points, 3.2 rebounds, 1.3 assists, 45.6 FG%, 37.9 3FG%, 80.0 FT%

Career: 6.1 points, 2.1 rebounds, 0.8 assists, 43.0 FG%, 33.3 3FG%, 79.5 FT%

- Sitting behind a backcourt which started in the national championship game the previous year (Lamont Butler and Darrion Trammell), he appeared in 12 games, scoring 14 points and grabbing five rebounds in total...in 18 games this season, all starts, he is averaging 9.4 points on 45.6 percent shooting from the floor, 3.2 rebounds, 1.3 assists and 1.7 steals.
- A four-star recruit who at the time of his signing was nationally ranked at the No. 122 overall and No. 17 point guard in the nation as well as the No. 18 overall recruit in California.
- Has scored in double figures in 10-of-18 games this season (SDSU is 7-3 when he scores at least 10 points).
- Against Air Force (Jan. 8) he snapped a five-game skid where he was averaging 4.8 points on 34.5 percent from the field, 18.2 percent from beyond the arc, 3.0 rebounds, 2.0 steals with six turnovers compared to 8.3 points on 38.1 percent from the floor and 38.1 percent from the bonus distance with 12 boards, seven steals and six assists in the last six games.
- In his last 20 games, including two in the NCAA Tournament, has shot 46.4 percent from the floor (64-of-138), 37.9 percent from the bonus distance (22-of-58) and has averaged 8.8 pts.
- His 30 steals is No. 2 on the team.
- When he connects from long distance at least once in a game, the Aztecs are 10-3.

Senior Forward **Jared Coleman-Jones**

2024-25: 7.4 points, 5.2 rebounds, 0.9 assists, 43.9 FG%, 33.3 3FG%, 60.0 FT%

Career: 5.8 points, 4.1 rebounds, 0.9 assists, 45.6 FG%, 6.7 3FG%, 69.7 FT%

2023-24 - Third Team All-Conference USA

- A big who can score from all three levels and is an accomplished rebounder and distributor.
- Shot 44.2 percent (19-of-43) from the bonus distance last year and was just one of three players 6-10 or taller with that shooting percentage on a minimum of 43 attempts.
- Against Air Force (1-8-25) picked up his first double double as an Aztec (10 points & a career-high 15 rebounds) and 11th of his college career.
- Had 9 points & 9 boards vs. UC San Diego & is now 13-3 in games in which he has compiled at least those two stats in a game.
- When he hits at least one shot from the bonus distance in a game, his team is 16-9 but has gone 12-3 in its last 15.
- Enters the San Jose State game with 254 points from the career 1,000-point milestone.
- One of five players nationally in 2023-24, who stood at least 6-10 and led his team in assists (75).
- In rebounds last season (251), bested his total output for his previous three-year career (179) by 72 boards.

BEST OF THE BEST...OF THE BEST

Below is a look at the best records in the nation since the start of the 2009-10 campaign.

Rk.	Team	W	L	Pct.
1.	Gonzaga	467	83	.849
2.	Kansas	452	108	.807
3.	Duke	440	114	.794
4.	Kentucky	424	128	.768
5.	Saint Mary's	399	124	.763
6.	San Diego State	403	132	.753
7.	Arizona	403	135	.749
8.	Belmont	377	136	.735
9.	Villanova	389	148	.724
10.	Wichita State	377	145	.722

BEST HOME RECORDS

Below is a look at the best home records in the nation since the start of the 2009-10 campaign.

Rk.	Team	W	L	Pct.
1.	Kansas	246	16	.939
2.	Gonzaga	229	17	.931
3.	Duke	235	24	.907
4.	Kentucky	245	26	.904
5.	Belmont	192	22	.897
6.	South Dakota State	191	22	.897
7.	San Diego State	219	29	.883
8.	Arizona	231	31	.882
9.	Saint Mary's	238	36	.869
10.	Akron	211	32	.868

BEST ROAD RECORDS

Below is a look at the best road records in the nation since the start of the 2009-10 campaign.

Rk.	Team	W	L	Pct.
1.	Gonzaga	124	28	.816
2.	Saint Mary's	111	44	.716
3.	Wichita State	111	60	.649
4.	Kansas	104	60	.634
5.	Vermont	149	91	.621
6.	San Diego State	111	68	.620
7.	VCU	110	68	.618
8.	Belmont	147	92	.615
9.	Arizona	101	65	.608
10.	Duke	94	61	.606

BEST NEUTRAL SITE RECORDS

Below is a look at the best neutral site records (min. 100 games) in the nation since the start of the 2009-10 campaign.

Rk.	Team	W	L	Pct.
1.	Duke	111	29	.793
2.	Kansas	102	32	.761
3.	Gonzaga	114	38	.750
4.	Villanova	83	33	.716
5.	Kentucky	86	38	.694
6.	Connecticut	75	35	.682
7.	San Diego State	73	35	.676
8.	Florida	85	42	.669
9.	Baylor	70	37	.654
10.	Michigan	75	41	.647

STAY CONNECTED

- Athletics Website: goaztecs.com
- Twitter: @GoAztecs / @Aztec_MBB
- Facebook: facebook.com/goaztecs / AztecMBB
- Instagram: [@goaztecs](https://instagram.com/goaztecs) / [aztec_mbb](https://instagram.com/aztec_mbb)
- YouTube: youtube.com/goaztecscom

2024-25 PLAYER HONORS

Miles Byrd

Players Era Festival All-Tournament Team (Nov. 30)
Mountain West Player of the Week (Dec. 2)

Pharaoh Compton

Preseason Mountain West Freshman of the Year
Mountain West Freshman of the Week (Dec. 9)
Mountain West Freshman of the Week (Dec. 2)

Taj DeGourville

Mountain West Freshman of the Week (Nov. 17)
Mountain West Freshman of the Week (Jan. 6)

Magoon Gwath

Mountain West Freshman of the Week (Jan. 27)

Reese Waters

Preseason All-Mountain West

Purple - denotes Mountain West honors

Red - denotes other in-season honors

30-WIN SEASONS IN CALIFORNIA (since 2010-11)

California schools that have compiled 30 win seasons since the start of the 2010-11 campaign.

San Diego State (4)

34-3 (2010-11)

31-5 (2013-14)

30-2 (2019-20)

32-7 (2022-23)

UCLA (2)

31-5 (2016-17)

31-6 (2022-23)

Saint Mary's (1)

30-6 (2017-18)

AZTECS IN THE TOP-100 IN THE NATION

TEAM RANKINGS

Field Goal Percentage Defense (No. 3)	363
Three-Point Percentage Defense (No. 7)	281
Blocks per Game (No. 9)	5.7
Scoring Defense (No. 15)	62.7/g
Turnover Margin (No. 39)	+3.1
Winning Percentage (No. 59)	.722
Scoring Margin (No. 66)	+9.4
Turnovers per Game (No. 67)	10.8
Turnovers Forced per Game (No. 73)	13.83
Steals per Game (No. 84)	7.9

PLAYER RANKINGS

Magoon Gwath (Forward)

Blocks per Game (No. 10)	2.50
Blocks (No. 11)	45

Miles Byrd (Guard)

Steals per Game (No. 34)	2.18
Free Throw Percentage (No. 86)	.845
Steals (No. 65)	37

- Ranked No. 2 in rebounding & defensive boards, No. 4 in free throw percentage, No. 7 in blocks, No. 12 in offensive rebounds and No. 15 in scoring in Conference USA last season.

Senior Guard **Wayne McKinney III**

2024-25: 6.7 points, 1.8 rebounds, 0.8 assists, 39.5 FG%, 33.3 3FG%, 61.9 FT%

Career: 8.8 points, 2.7 rebounds, 1.9 assists, 42.1 FG%, 31.6 3FG%, 72.4 FT%

2023-24 - Second Team All-WCC, WCC Player of the Week (2/12)

2021-22 - WCC All-Freshman Team

- Only active player in the nation standing 6-0 or less, who has scored at least 980 points while shooting at least 42.1 percent from the floor and has blocked at least 25 shots.
- A powerful guard who uses his strength to get to the rim, can score from three levels and is the team's spark off the bench.
- Has shot at least .400 from the field in each of his three previous college seasons.
- Has a strong game from the midrange and getting to the rim and is working to improve his defense and shot behind the arc.
- Led USD in assists (93), steals (42), minutes (962) and starts (32) and appearances (32) in 2023-24.
- His 31 points at Pacific (2/10/24) are a career high and the most for a Torero, who stands no more than 6-0, since Johnny Dee scored 30 vs. Pepperdine on March 1, 2012.
- Reached double figure scoring 45 times in 111 career games, including in 25 of his last 42 games.
- Enters the San Jose State game 20 points from 1,000 for his career.
- Equaled a career-high with four 3-pointers vs. Occidental.
- In his last 24 games in which he hit at least one 3-pointer, he finished the contest scoring in double figures 20 times.
- Has played in 81 consecutive games.
- In games in which he has a minimum of 3 assists, his team's record is 23-9.

Freshman Forward **Magoon Gwath**

2024-25: 7.2 points, 4.8 rebounds, 0.8 assists, 2.50 blocks, 47.1 FG%, 34.6 3FG%, 63.9 FT%

2024 - Mountain West Freshman of the Week (1/27)

- A 7-0 wing who can score from three levels, as well as being a rim protector on the defensive end.
- One of two players nationally who stands at least 7-0 who has blocked at least 45 shots and is shooting at least 34.6 percent from beyond the arc, on a minimum of 26 attempts. (also: Creighton's Ryan Kalkbrenner)
- Gwath was 7-of-7 from the field, including 1-of-1 from beyond the arc for game-high 15 points and a career and game-high 13 rebounds. Gwath is the first Aztec since the 1997-98 season to record a double double shooting 1.000 percent from the floor since Roy Kruiswyk was (6-of-6) in a 13 pt/10 reb double double against SMU on Jan. 15, 1998.
- Gwath's 13 rebounds are the most by an Aztec freshman since Jalen McDaniels grabbed as many on February 3, 2018 against Air Force.
- Gwath is the 12th player in Mountain West history to have double double with a perfect shooting night, minimum of 7 field goal attempts, but if you include his successful 3-pointer, he is the only player in league history to accomplish the feat.
- His 2.50 blocks per game rank No. 10 in the nation and 45 total blocks ranks No. 11.
- His 45 blocks represent 44.1 percent of the team's total of 102 for the season.
- His 45 blocks are more than double the next closest freshman in the Mountain West. (No. 2 is UNLV's Pape N'Daiya w/ 21)
- His 45 blocks are greater than or equal to the TEAM total of 38 Division I programs this season.
- His 45 blocks through the first 18 games of his career, are the most for an Aztec since at least the start of the Dutcher/Fisher era (1999-00).
- Is on pace for 76 blocks this season, if SDSU plays no more than 30 games, to smash the program's freshman record of Skylar Spencer who blocked 51 shots in 2012-13.
- Is on pace for 75 blocks this season which would slot him into No. 4 on the program's single season list.
- Is the No. 5 rated shot blocker nationally according to Kenpom.
- Versus Fresno State had his first career double double totaling 25 points & 10 boards and added four blocked shots.
- One of three members of the team who are of South Sudanese heritage. (Also: redshirt Thokbor Majak & Director of Player Development Aguek Arop)
- His 5 blocks vs. Gonzaga, Oregon and Houston were 2 off the program's single game mark (7), set by Leonard Allen (vs. Cal State Los Angeles, 12-8-81, the SDSU freshman record), Marty Down (vs. U.S. International, 2-27-91) & Skylar Spencer (vs. West Virginia, 11-27-15).
- His 5 blocks vs. Gonzaga, Oregon and Houston are the second-most for an Aztec in a game since Nathan Mensah swatted 6 vs. Saint Mary's (12-22-20).

Freshman Forward **Pharaoh Compton**

2024-25: 5.9 points, 3.0 rebounds, 0.4 assists, 62.5 FG%, 35.5 FT%

2024 - 2-time Mountain West Freshman of the Week (12/2 & 12/8)

- 1-of-8 true freshmen in the nation who are shooting at least 62.5 percent from the field on a minimum of 72 shot attempts.
- Has played double digit minutes in each of his 16-of-167 appearances this season.
- Powerful forward, who stands 6-8 and has a 7-4+ wingspan.
- Ranks No. 2 among Aztecs with 8.6 rebounds per 40 minutes played in a minimum of 230 minutes played.
- Above average finisher at the rim, who scores the majority of his points from within 10 feet.
- 20-of-45 field goals this year have been dunks.
- Scored 13 pts on 54.5 percent (6-of-11) from the field vs. No. 6 Houston
- The top-rated recruit in the state of Nevada in 2023-24 and the Aztecs first top 100 signee (No. 80) since 2005.
- Led Aztecs' freshman in the opening game of the season, vs. UC San Diego, with six points and three rebounds in 14:26.
- Leads SDSU in shooting (min. 4 FGA/g) with a 62.5 field goal percentage.

Freshman Guard **Taj DeGourville**

2024-25: 5.5 points, 3.6 rebounds, 2.0 assists, 37.6 FG%, 27.3 3FG%, 80.0 FT%

2024-25 - 2x Mountain West Freshman of the Week (11/18 & 1/6)

- Versatile guard who stands 6-5 but has a 7-0+ wingspan.
- An above average distributor, who can attack the basket, hit the midrange shot and is working on his shot from beyond the arc.
- The only true freshman in the country this season with at least 14 points, 6 rebounds, 5 assists and 0 turnovers in a game (vs. Occidental).
- Set SHs in points (14), rebounds (6), assists (5) and steals (2) vs Occidental (11-12-24).
- Division I SHs 13 points & 6 rebounds at Boise State (1/4/25).

- Has led the team in assists four times and rebounds twice.
- Leads Aztecs' freshman and ranks No. 3 on the team with 37 assists through 18 games.

MORE HOME COOKING

- In the last 84 home games, San Diego State is 75-9, with an average scoring margin of +16.7 points in those victories. In 58 of those 75 home wins (.773), the game was decided in the Aztecs' favor by at least nine points.
- A 21-game non-conference home court win streak, the second longest in program history, trailing only a 27-game win streak which ran from November 22, 2008, to November 30, 2011, was snapped by Gonzaga, 80-67 on Nov. 18, 2024.
- **San Diego State is 85-10 (.895) in its last 95 home games dating back to January 1, 2019.**
- **The Aztecs are 57-8 (.877) in their 65 Mountain West Conference home games since January 24, 2018.**
- San Diego State has never had an undefeated home season as a Division I program. The last time the Aztecs made it through the home portion of the schedule unscathed was 1966-67. That season, San Diego State went 16-0 at home en route to a 24-5 record. In the Division I era, SDSU has ended the home portion of its schedule with a single loss on 10 occasions (1977-78, 2009-10, 2010-11, 2012-13, 2013-14, 2014-15, 2019-20, 2021-22, 2022-23 and 2023-24).

IN DUTCH WE TRUST

Brian Dutcher is in his 26th season on The Mesa, 18 of them as the top man on San Diego State Hall of Fame Head Coach Steve Fisher's bench. In that time, he's experienced 576 victories, 16 Mountain West titles and helped the Aztecs to 18 postseason tournaments, including 13 NCAA appearances, a four of Sweet 16 berths (2011, 2014, 2023 & 2024) and in 2023 past the Sweet 16, to the Elite 8, Final Four and national championship game.

- Since his ascension to the top job, prior to the 2017-18 season, he has captured six Mountain West crowns and guided his team to the championship game in the league tournament each of his seven previous years.
- In his inaugural campaign, in 2017-18, he was the only first-year Division I head coach to guide his team to the NCAA Tournament.
- He is the only head coach in program history to win at least 21 games in each of his first seven seasons.
- **His 190 wins are tied for No. 3 on the program's head coaching wins list.**
- His 190 wins are a program record for victories in a coach's first seven-plus campaigns.
- **His 190 wins to date are the most of any head coach who started at his current institution at the start of the 2017-18 season.**

FABULOUS FRESHMAN

Aztec freshmen are usually very well acquainted with the bench and limited minutes, but the team's three frosh: **Pharaoh Compton, Taj DeGourville** and **Magoon Gwath** are breaking that mold.

- The threesome make up half of the top-6 on the Mountain West's freshman scoring list (Gwath No. 3, DeGourville No. 5, Compton No. 6).
- With a minimum of four field goal attempts per game, Compton's 62.5 percent shooting percentage leads MW freshmen.
- Gwath, who stands 7-0, has nine 3-pointers which is No. 8 among MW frosh and No. 4 in three-point field goal percentage (.346) among players who have at least nine makes from the bonus distance.
- Gwath leads the MW freshman and the league in blocked shots (45) and is 24 ahead of the next closest freshman and 13 more than the next closest player in the league.
- DeGourville's 37 assists rank No. 2 among Mountain West frosh.
- Gwath is No. 2 (86), DeGourville No. 6 (62) & Compton No. 7 (51) in total rebounds among league freshmen.
- Gwath is No. 3 (49), Compton No. 4 (45) and Degourville No. 5 (39) in field goals made among Mountain West freshmen.
- Among the team's points from its regular rotation, it is getting 26.9 percent of its production from its three freshmen (339-of-1,261).

BACK LINE DEFENSE

In freshman forward **Magoon Gwath**, San Diego State looks like it has its next rim protector...and he is only a freshman.

- **Gwath ranks No. 10 in the nation in blocks per game (2.50) and No. 11 in blocked shots (45) despite playing the second fewest games in the top 10 in the category.**
- Gwath is rated No. 5 in the nation and No. 1 in the Mountain West in block percentage per Kenpom.
- With 45 blocks through 18 games, Gwath is already tied for No. 2 on the program's freshman single-season list.
- With 45 blocks through 18 games, Gwath is 88.2 percent of the way to reaching the top 10 on the program's single-season list (No. 10 are Skylar Spencer's 51 blocks as a freshman in 2014-15).
- Has recorded multiple blocks in 12-of-18 games this season and has at least one block in 16-of-18 games.
- His 5 blocks against No. 3 Gonzaga, Oregon, and No. 6 Houston equal the second most in a game in the Brian Dutcher era (since 2017-18), behind only Nathan Mensah, who sent 6 back against Saint Mary's on December 22, 2020.
- **Against Occidental Gwath became just the second Aztec to record at least 15 points, 4 blocks and 2 three-pointers in the same game since the 1999-00 season.**
- He is 1-of-3 freshman nationally to have at least 45 blocks this season (also: Arizona State's Jayden Quaintance & Georgetown's Thomas Sober).
- His 45 blocks through 18 games are believed to be a San Diego State record to start a career.
- **With only 30 games guaranteed to the Aztecs, Gwath's 2.50 blocks per game through 18 games puts him on pace to shatter the San Diego State's Division I freshman record for blocks, which is held by Skylar Spencer (51 blocks in 2012-13). At Gwath's current pace, he would pass Spencer's freshman mark in four games and could finish the 30 games guaranteed to SDSU with 75 blocks. For reference only...the program's single-season record for blocks is 91 by Spencer in 2014-15.**

SERIES HISTORY VS. SAN JOSE STATE

- This is the 85th meeting between San Jose State and San Diego State with the Aztecs owning a 49-35 advantage in the series.
- Since 2014, when SJSU joined the Mountain West, San Diego State has won 19 of the 20 meetings (19-1) with San Jose State, regardless of location.
- Since the 1976-77 campaign, San Diego State has won 25 of the last 31 meetings (25-6).
- Since at least the start of the 1996-97 season, San Diego State is 21-5 against San Jose State, regardless of location and in 17 of those 21 victories, the Aztecs have won by double figures. In San Jose State's wins, only one has been by double digits.
- In 17 of the last 26 meetings with the Spartans, San Diego State has shot 40.0 percent or better and has only lost one of those 17 games.

AZTECS IN THE MOUNTAIN WEST (through games of Jan. 25)

TEAM RANKINGS

Scoring Offense (No. 8)	72.11/g
Scoring Defense (No. 1)	62.72/g
Scoring Margin (No. 4)	+9.39/g
Field Goal Percentage (No. 10)	.435
Field Goal Percentage Defense (No. 1)	.363
Three-Point Field Goals Made (No. 4)	8.00/g
Three-Point Field Goal Percentage (No. 7)	.344
Three-Point Field Goal Percentage Defense (No. 1)	.281
Free Throw Percentage (No. 9)	.675
Rebounding Offense (No. 2)	37.33/g
Rebounding Defense (No. 9)	36.06/g
Rebounding Margin (No. 7)	+1.28/g
Offensive Rebounds per Game (No. 2)	11.39/g
Defensive Rebounds per Game (No. 4)	25.94/g
Assists (No. 8)	12.89/g
Assist-to-Turnover Ratio (No. 8)	1.20:1
Turnover Margin (No. 3)	+3.06/g
Steals (No. 3)	7.94/g
Blocked Shots (No. 1)	5.67/g

PLAYER RANKINGS

Nick Boyd (Guard)

Assist-to-Turnover Ratio (No. 6)	2.00:1
Free Throw Percentage (No. 9)	.773
Assists (No. 11)	3.56/g
3-Point Field Goals Made (No. 13)	1.61/g
Scoring (No. 20)	11.89/g

Miles Byrd (Guard)

Steals (No. 2)	2.18/g
Free Throw Percentage (No. 4)	.845
Blocked Shots (No. 5)	1.12/g
3-Point Field Goals Made (No. 6)	2.24/g
Scoring (No. 12)	14.06/g

Jared Coleman-Jones (Forward)

Rebounding (No. 15)	5.22/g
---------------------	--------

BJ Davis (Forward)

Steals (No. 6)	1.72/g
----------------	--------

Magoon Gwath (Forward)

Blocked Shots (No. 1)	2.50
Offensive Rebounds (No. 6)	1.94/g
Rebounding (No. 18)	4.78/g

Miles Heide (Forward)

Offensive Rebounds (No. 8)	1.88/g
----------------------------	--------

ELITE LEADER

Through his first seven-plus seasons, head coach Brian Dutcher has led the Aztecs to 190 wins, the most by any SDSU coach in the 104 seasons of basketball on The Mesa.

Since the start of the 2017-18 season only two first time head coaches who were hired that year, have amassed at least 170 victories:

1. **Brian Dutcher, San Diego State (190)**
2. Bob Richey, Furman (172)

AP APPEARANCES (since 2010-11)

California schools ranked by total number of appearances.

Rk.	Team	No.
1.	San Diego State	114
2.	UCLA	92
3.	Saint Mary's	60
4.	Southern California	38
5.	California	11

GWATH & SDSU BLOCKS RECORDS

SDSU DIVISION I FRESHMAN RECORD

Rk	Name	Blocks	Year
1.	Skylar Spencer	51	2013
2.	Magoon Gwath	45	2025
	Leonard Allen	45	1982

SDSU DIVISION I SINGLE-SEASON RECORD

Rk	Name	Blocks	Year
1.	Skylar Spencer (Jr.)	91	2015
2.	Skylar Spencer (So.)	89	2014
3.	Leonard Allen (Sr.)	82	1985
4.	Malcolm Thomas (Sr.)	75	2011
5.	Skylar Spencer (Sr.)	72	2016
6.	Nathan Mensah (Jr.)	71	2022
7.	Nathan Mensah (Sr.)	64	2023
8.	Valentine Izundu (Sr.)	53	2017
9.	Malcolm Thomas (Jr.)	52	2010
10.	Skylar Spencer (Fr.)	51	2013

	Magoon Gwath (Fr.)	45	2025
--	--------------------	----	------

AZTEC COACHING RECORDS

HIGHEST WINNING PERCENTAGE

Rk	Name	Games	W	L	Pct.
1.	Brian Dutcher (2018-present)	253	190	63	.751
2.	C.E. Peterson (1922-26)	100	70	30	.700
3.	Morris Gross (1929-42)	276	190	85	.690
4.	Steve Fisher (2000-17)	595	386	209	.649
5.	George Ziegenfuss (1949-69)	545	316	229	.580

MOST VICTORIES

Rk	Name	Games	W	L	Pct.
1.	Steve Fisher (2000-17)	595	386	209	.649
2.	George Ziegenfuss (1949-69)	545	316	229	.580
3.	Brian Dutcher (2018-present)	253	190	63	.751
	Morris Gross (1929-42)	276	190	85	.690
5.	Smokey Gaines (1980-87)	229	112	117	.489

- Brian Dutcher has been on the Aztec sideline for all of SDSU's 19 games against the Spartans since SJSU joined the league (2013-14), and as head coach is 13-0 (H: 8-0, A: 4-0, N: 1-0) against San Jose State.
- The Aztecs have held San Jose State to 38.8 percent shooting or less in 14 of the last 20 meetings between the teams. During that stretch San Jose State is 399-of-1,074 from the field (37.2 percent) including 127-of-429 (29.6 percent) from 3-point range.
- Nine of the last 12 meetings between SDSU and SJSU at Viejas Arena have been decided by 10 points or more in the Aztecs favor.
- In games in San Jose, since the start of the 1996-97 season, SDSU is 6-4. In its wins SDSU is shooting 37.8 percent from the floor and averages 72.8 points with an average winning margin of 16.3 points.
- San Diego State has won 13 straight and 15 of the last 16 (15-1) at home vs. San Jose State.
- San Diego State and San Jose State have met three times on a neutral court, two in the semifinal round of the Pacific Coast Athletic Association (PCAA) Tournament. On March 5, 1976 the Aztecs defeated the Spartans 67-64 in Stockton, Calif., and SJSU returned the favor on March 5, 1977 in a 75-74 win for San Jose State. In the semifinal of the 2023 Mountain West Tournament the Aztecs defeated San Jose State 64-49.
- No current Aztec has ever lost a game to San Jose State.
- All-time series meetings against San Jose State can be found in the columns on page four and five.
- Career stats of current San Diego State student-athletes against the Spartans are located below:

Player	Record	GP	GS	Min.-Avg.	FG-A	Pct.	3FG-A	Pct.	FT-A	Pct.	OR	DR	TR	RPG	Asst.	TO	Blk.	Stl.	Pts.	PPG
WATERS, Reese	1-0	1	1	34-34.0	3-8	.375	1-3	.333	0-0	.000	0	1	1	1.0	1	0	1	0	7	7.0
HEIDE, Miles	2-0	0	0	10-5.0	3-3	1.000	0-0	.000	1-2	.500	1	1	2	1.0	0	2	0	2	7	3.5
BYRD, Miles	2-0	2	0	29-14.5	2-5	.400	0-1	.000	2-2	1.000	0	7	7	3.5	2	1	2	0	6	3.0
JOHNSON JR., D.	1-0	1	0	1-1.0	0-0	.000	0-0	.000	0-0	.000	0	0	0	0.0	0	0	0	0	0	0.0

LAST TIME VS. SAN JOSE STATE

No. 20 San Diego State 72, San Jose State 64

February 27, 2024 | Steve Fisher Court at Viejas Arena | San Diego, Calif. | Attn: 12,414

SAN DIEGO - Jaedon LeDee had 27 points - 21 in the second half - and 11 rebounds for No. 20 San Diego State, which held off last-place San Jose State 72-64 on Tuesday night to keep pace in the tight Mountain West Conference race.

The defending regular-season and MWC Tournament champion Aztecs (22-7, 11-5) beat the Spartans for the 13th straight time to remain just behind conference co-leaders Utah State and Boise State. The Aztecs get six days off before playing at UNLV next Tuesday night and then finishing the regular season at home against Boise State on March 8.

LeDee helped the Aztecs to a 52-35 lead midway through the second half before the Spartans clawed back to 57-52. He rebounded Micah Parrish's missed 3-pointer and then had a steal and slam dunk as part of a three-point play to give SDSU a 62-54 advantage.

LeDee finished with his 11th double-double of the season.

"He's a dangerous player and to his credit, everybody knows it, and he still ends up with another double-double," Aztecs coach Brian Dutcher said. "That's a first-team All-American to me."

Dutcher called it "a quiet 27" for LeDee.

"He did it however he could. He rebounded the ball and got some putbacks, he ran the floor, got some baskets, and he scored a lot of different ways, which good players do. It's not just one-dimensional scoring," the coach said.

A 3-pointer by Alvaro Cardenas and a putback by Latrell Davis pulled the Spartans to 64-60 with 2:20 to go.

Elijah Saunders had 10 points for SDSU, including a huge dunk with 50 seconds left following a San Jose State turnover to give the Aztecs a 66-60 lead. They made six free throws in the final 31 seconds.

Myron Amey Jr. scored 17 points for San Jose State (9-20, 2-14), and Trey Anderson had 14.

LeDee, continually pounded inside by double teams, made a turnaround jumper and a bank shot in the opening minute of the second half, giving the Aztecs a 33-22 lead. He then scored five points during a 15-2 run that pushed it to 52-35.

"I'm getting used to it," said LeDee, who drew 11 fouls and made nine of 11 free throws.

"We're going to get everyone's best shot," he said. "Everybody gears up and gives us their best effort."

BIG PICTURE

San Diego State: The Aztecs remained in The Associated Press Top 25 for a second straight week, dropping just one spot after a week in which they lost 68-63 at Utah State and won 73-41 at Fresno State.

LAST TIME OUT

San Diego State 69, Nevada 50

January 25, 2025 | Lawlor Events Center | Reno, Nev. | Attn: 9,058

RENO, Nev. — Magoon Gwath was 7-of-7 from the field and finished with 15 points and 13 rebounds and Miles Byrd dished out nine assists as San Diego State earned a convincing 69-50 road win over the Nevada Wolf Pack at Lawlor Events Center on Saturday night.

The Aztecs (13-5, 6-3 Mountain West) improved to 14-4 against the Wolf Pack in the Brian Dutcher era (since 2017-18). SDSU climbs to 4-1 on the road this season and 7-2 away from Viejas Arena on the campaign.

Nevada, (11-9, 3-6 MW) which opened Mountain West play with four consecutive losses before rattling off three straight wins, drops its second contest in a row. The Wolf Pack will look to rebound at Boise State on Wednesday.

BJ Davis opened the game with a three-pointer and Jared Coleman-Jones made a layup to put the Aztecs up 5-0. The Wolf Pack responded with an 11-0 run and scored 13 of the next 15 points to go up 13-7 with just under 11 minutes remaining in the half. The run represented more points than the Aztecs would allow for the rest of the half combined. San Diego State battled back with a 13-0 run of its own including threes from Taj DeGourville, Kimo Ferrari and Gwath to take a 20-13 lead with six minutes to go in the half. Nevada rallied with eight of the next ten points to get within a point with three minutes left but back-to-back buckets from Gwath and a Davis layup as the half came to a close gave the Aztecs a 28-21 advantage heading into the locker room.

The SDSU defense locked down to begin the second half, not allowing a basket for the first 4:54 of the latter period. Byrd made his first three during that stretch as the Aztecs grew their lead to 11 with 11:30 to go. San Diego State put the pedal to the metal with a 13-3 run as another DeGourville three ballooned the lead to 21 points (52-31) with seven minutes left in the contest. DeGourville drained two more threes and Byrd added another of his own as Nevada was not able to shrink the deficit to lower than 16 points the rest of the way. Pharaoh Compton tacked on two dunks in the final 1:05 including one with five seconds remaining to put the exclamation point on San Diego State's 69-50 victory.

In addition to Gwath (15 points, 13 rebounds) and Byrd (11 points, nine assists), DeGourville finished in double figures with 14 points

thanks to a quartet of three-pointers. Nick Boyd tallied seven points and dished out six assists while not turning the ball over once.

Justin McBride (13 points), Kobe Sanders (12 points, eight rebounds) and Xavier DuSell (11 points) finished in double figures to lead the Wolf Pack.

San Diego State shot better from the field (48.2%-29.4%), from deep (36.0%-19.2%) and from the free throw line (75.0%-68.2%). SDSU had 21 assists to Nevada's 11. The Aztecs scored more in the paint (36-12) and on fast breaks (10-2).

THE NOTE

Miles Byrd became the first Aztec since at least 1996-97 with nine assists, three steals and a block in a game.

THE NOTE II

Magoon Gwath became the first Aztec to have a double double with a perfect shooting night since Roy Kruiswyk was 6-of-6 from the floor and finished with 13 points and ten rebounds in an 80-78 loss to Southern Methodist on January 15, 1998.

AZTECS GROUND AIR FORCE IN VIEJAS

With a lot to unpack in the Aztecs 67-38 win over Air Force on January 8, here are some of the bigger notes:

- San Diego State defeated Air Force for the 17th consecutive time at home, which is its longest active home winning streak against any team.
- SDSU's last home loss to Air Force was Feb. 28, 2005, which is 7,254 days ago, or 19 years, 10 months and 11 days.
- San Diego State gave up only 14 points in the second half, which is its second fewest allowed in a second half since at least the 1996-97 season.
- The 38 points allowed by SDSU are tied for its third fewest allowed in a Mountain West game.
- The 38 points allowed by the Aztecs are their fewest given up since also allowing 38 vs. Air Force on March 1, 2017. They match the fewest allowed since giving up 34 vs. New Mexico on Jan. 26, 2014.
- SDSU held the Falcons to their fewest points (38) since that March 1, 2017 game at San Diego State and it matched their fewest points scored in any game since scoring 34 at San Diego State on Feb. 7, 2009.
- It was the second straight time the Aztecs held an opponent to their fewest points in a game this season (also at Boise State on Jan. 4).
- San Diego State outrebounded Air Force by 25, its largest rebound margin ever in a Mountain West game.
- SDSU improves to 194-68 in Mountain West play since the start of the 2009-10 season, which is the best record in the conference in that time frame.
- In Mountain West play, the Aztecs are now 90-13 since the start of the 2013-14 season.
- San Diego State called a timeout down, 20-8, with 11:01 left in the first half. The Aztecs outscored the Falcons, 59-18, the rest of the way, including at one point a 40-4 run.
- Jared Coleman-Jones** logged his first double-double as an Aztec and ninth of his career with 10 points and 14 rebounds. Ten of his 14 rebounds were on the offensive end, which was a career high.

1,000-POINT WATCH

San Diego State has four players who are flirting with four-digit scoring for their careers in 2024-25.

- Wayne McKinney III** is 20 points from the milestone (980-career points) and based on his scoring average in 2024-25, could reach 1,000 points in 3 games.
- Nick Boyd** is 78 points from 1,000 (922 career points) and based on his average this season, could reach the milestone in 7 games.
- Jared Coleman-Jones** is 254 points from 1,000 (746 career points).
- Reese Waters** is 175 points from the 1,000-point plateau (825 career points).

ROAD (AND NEUTRAL) WARRIORS

San Diego State will play four neutral site and 10 true road games during the 2024-25 regular season and here are some road and neutral site facts about SDSU:

- Since the start of the 2009-10 season, San Diego State's 111-68 (.620) record in true road games is the sixth best in the nation.
- Since the start of the 2009-10 season, San Diego State's 87-52 (.626) record in road games against the Mountain West, leads the conference.
- Since the start of the 2009-10 season, San Diego State is 73-35 (.676) in neutral site games which is the seventh best in the nation.
- Since the start of the 2009-10 season, San Diego State's 184-103 (.641) record in road/neutral games is the fifth best in the nation.

COMPTON MW FROSH OF THE WEEK AGAIN

Forward **Pharaoh Compton** was named the Mountain West Freshman of the Week for the week ending December 8.

- Compton averaged 10.5 points, 4.5 rebounds, 1.0 steals, 0.5 assists and blocks in a pair of Aztecs wins (84-62 at Fresno State & 74-57 vs. San Diego).
- He shot 76.9 percent for the week (10-of-13) and among his nine rebounds four came on the offensive end and three of those resulted in a put back bucket for the Aztecs, while his five defensive rebounds all ended the opposition's possession with a single shot attempt.
- At Fresno State he was 4-of-4 from the field and against San Diego he went 6-of-9 on his field goal attempts.
- Compton has been the league's Freshman of the Week in each of the last two weeks, the first time an Aztec has taken home the award and first time in back-to-back weeks.

AZTECS SWEEP MW PLAYER & FRESHMEN OF THE WEEK AWARDS

San Diego State sophomore **Miles Byrd** and freshman **Pharaoh Compton** have earned Mountain West Player of the Week and Freshman of the Week awards for the week ending November 30. The announcement was made at the league's office in Colorado Springs, Colo., on Monday morning.

- In three games at the inaugural Players Era Festival at MGM Grand Garden Arena in Las Vegas, Byrd averaged 14.7 points, 3.3 rebounds, 2.0 assists, 1.7 steals, 1.3 blocks and had a 3:1 assist-to-turnover ratio to lead the Aztecs to a pair of victories against top 25 teams: No. 6 Houston and No. 21 Creighton.
- Byrd shot 42.4 percent from the field, 31.6 percent from beyond the arc, and 90.9 percent at the free throw line.
- He scored in double figures in all three games, including a team-high 18 points against No. 6-ranked Cougars.
- Six of his seven defensive boards resulted in one-shot attempts possessions for the opponent.
- His three offensive rebounds led directly to six Aztec points and SDSU totaled six points on three of his five steals while his three assists accounted for six points for the Scarlet and Black.
- Byrd's most critical points came in the Aztecs' most critical moments. With 13 seconds left in regulation, his two free throws against

SDSU AS A NATIONALLY-RANKED TEAM

Date*	AP	Pts.	CO	Rrd.	Wks.
2010-11 season - 19 weeks Highest Rank: 4 Final Rank: 6					
Oct. 28, 2010	25	158	--	0-0	PS 1
Nov. 15, 2010	25	162	--	1-0	2
Nov. 22, 2010	18	567	22	4-0	3
Nov. 29, 2010	17	594	19	6-0	4
Dec. 6, 2010	14	759	15	8-0	5
Dec. 13, 2010	11	914	10	10-0	6
Dec. 20, 2010	7	1,134	7	12-0	7
Dec. 27, 2010	7	1,157	7	14-0	8
Jan. 3, 2011	6	1,198	6	15-0	9
Jan. 10, 2011	6	1,249	6	17-0	10
Jan. 17, 2011	6	1,294	6	19-0	11
Jan. 24, 2011	4	1,386	4	20-0	12
Jan. 31, 2011	7	1,218	7	21-1	13
Feb. 7, 2011	6	1,259	6	23-1	14
Feb. 14, 2011	6	1,256	6	25-1	15
Feb. 21, 2011	6	1,327	4	27-1	16
Feb. 28, 2011	9	1,151	9	27-2	17
Mar. 7, 2011	7	1,197	6	29-2	18
Mar. 14, 2011	6	1,322	5	32-2	F 19

2011-12 season - 12 weeks | Highest Rank: 13 | Final Rank: 22

Dec. 26, 2011	25	119	--	11-2	1
Jan. 2, 2012	24	196	25	12-2	2
Jan. 9, 2012	22	313	22	13-2	3
Jan. 16, 2012	16	621	16	15-2	4
Jan. 23, 2012	13	832	12	17-2	5
Jan. 30, 2012	17	566	17	18-3	6
Feb. 6, 2012	13	728	14	20-3	7
Feb. 13, 2012	13	688	15	20-4	8
Feb. 20, 2012	24	176	25	20-6	9
Feb. 27, 2012	21	304	23	22-6	10
Mar. 5, 2012	18	441	21	24-6	11
Mar. 12, 2012	22	223	23	26-7	F 12

2012-13 season - 12 weeks | Highest Rank: 15

Oct. 26, 2012	20	463	20	0-0	PS 13
Nov. 12, 2012	25	128	23	0-1	14
Nov. 19, 2012	25	98	25	2-1	15
Nov. 26, 2012	23	182	21	4-1	16
Dec. 3, 2012	17	410	15	5-1	17
Dec. 10, 2012	18	491	15	7-1	18
Dec. 17, 2012	18	493	15	8-1	19
Dec. 24, 2012	17	557	16	11-1	20
Dec. 31, 2012	19	437	17	11-2	21
Jan. 7, 2013	16	591	15	12-2	22
Jan. 14, 2013	15	704	14	14-2	23
Jan. 28, 2013	22	302	20	16-4	1

2013-14 season - 16 weeks | Highest Rank: 5 | Final Rank: 13

Dec. 2, 2013	24	150	--	5-1	1
Dec. 9, 2013	25	159	24	7-1	2
Dec. 16, 2013	24	176	23	7-1	3
Dec. 23, 2013	20	378	20	9-1	4
Dec. 30, 2013	21	371	19	10-1	5
Jan. 6, 2014	13	823	15	12-1	6
Jan. 13, 2014	10	1,020	11	14-1	7
Jan. 20, 2014	7	1,211	7	16-1	8
Jan. 27, 2014	5	1,337	5	18-1	9
Feb. 3, 2014	5	1,370	5	19-1	10
Feb. 10, 2014	5	1,373	5	21-1	11
Feb. 17, 2014	6	1,232	7	22-2	12
Feb. 24, 2014	13	886	13	23-3	13
Mar. 3, 2014	10	995	10	25-3	14
Mar. 10, 2014	8	1,143	7	27-3	15
Mar. 17, 2014	13	890	11	29-4	F 16

* - indicates date of poll. PS - preseason ranking. F - final ranking.

Continued in the column on the next page.

SDSU AS A NATIONALLY RANKED TEAM (continued)

Date*	AP	Pts.	CO	Rcd.	Wks.
2014-15 season - 7 weeks Highest Rank: 13					
Oct. 31, 2014	16	560	17	0-0	PS 17
Nov. 17, 2014	16	564	16	1-0	18
Nov. 24, 2014	15	736	15	3-0	19
Dec. 1, 2014	13	784	14	5-1	20
Dec. 8, 2014	18	390	16	6-2	21
Dec. 15, 2014	19	424	17	7-2	22
Feb. 23, 2015	24	117	22	22-6	1
2019-20 season - 15 weeks Highest Rank: 4 Final Rank: 6					
Dec. 9, 2019	25	197	24	10-0	1
Dec. 16, 2019	20	431	20	10-0	2
Dec. 23, 2019	15	763	14	12-0	3
Dec. 30, 2019	13	780	12	13-0	4
Jan. 6, 2020	7	1,130	7	15-0	5
Jan. 13, 2020	7	1,266	6	17-0	6
Jan. 20, 2020	4	1,422	4	19-0	7
Jan. 27, 2020	4	1,408	4	21-0	8
Feb. 3, 2020	4	1,447	4	23-0	9
Feb. 10, 2020	4	1,422	4	24-0	10
Feb. 17, 2020	4	1,404	4	26-0	11
Feb. 24, 2020	5	1,287	5	26-1	12
March 2, 2020	5	1,375	5	28-1	13
March 9, 2020	6	1,261	6	30-2	14
March 18, 2020	6	1,279	6	30-2	F 15
2020-21 season - 7 weeks Highest Rank: 16					
Dec. 7, 2020	24	123	--	4-0	1
Dec. 14, 2020	18	455	20	5-0	2
Dec. 28, 2020	--	--	23	6-1	1
Feb. 15, 2021	25	75	--	15-4	1
Feb. 22, 2021	22	222	25	17-4	2
March 1, 2021	19	406	21	19-4	3
March 8, 2021	19	462	19	20-4	4
March 15, 2021	16	521	18	23-4	F 5
2022-23 season - 13 weeks Highest Rank: 17					
Oct. 17, 2022	19	394	20	0-0	PS 1
Nov. 14, 2022	17	524	19	2-0	2
Nov. 21, 2022	17	601	19	4-0	3
Nov. 28, 2022	24	189	24	4-2	4
Dec. 5, 2022	22	265	22	6-2	5
Jan. 9, 2023	23	222	25	12-3	1
Jan. 30, 2023	22	170	--	17-4	1
Feb. 6, 2023	25	96	23	18-5	2
Feb. 13, 2023	21	271	20	20-5	3
Feb. 20, 2023	22	336	20	21-5	4
Feb. 27, 2023	18	552	19	23-5	5
March 6, 2023	20	370	20	24-6	6
March 13, 2023	18	550	18	27-6	F 7
April 4, 2023	--	--	2	32-7	F
2023-24 season - 10 weeks Highest Rank: 17					
Oct. 16, 2023	17	529	15	0-0	PS 1
Nov. 6, 2023	17	529	15	0-0	9
Dec. 4, 2023	25	168	--	7-1	1
Jan. 8, 2024	19	386	19	13-2	1
Jan. 15, 2024	--	--	24	14-3	2
Feb. 5, 2024	24	141	24	17-5	1
Feb. 19, 2024	19	374	19	20-6	1
Feb. 26, 2024	20	305	19	21-7	2
March 4, 2024	21	338	19	22-7	3
March 18, 2024	24	158	25	24-10	1
April 10, 2024	17	505	18	26-11	F 2
2024-25 season - 4 weeks Highest Rank: 20					
Dec. 2, 2024	24	143	--	4-2	1
Dec. 8, 2024	23	276	24	6-2	2
Dec. 16, 2024	23	250	23	7-2	3
Dec. 23, 2024	20	319	20	8-2	4

* - indicates date of poll. PS - preseason ranking. F - final ranking.

Houston tied the game 65-65 and sent it to overtime. Then his Jordan-esque up and under, back hand layup in overtime pushed SDSU's lead to 70-67 and the Aztecs did not relinquish it in the overtime win.

- In Compton's three appearances in Las Vegas, he averaged 9.0 points on 65.0 percent, 2.7 rebounds, 1.0 steals, 0.7 assists and 0.3 blocks per game.
- He scored a career-high 13 points against Houston on 6-of-11 shooting from the field, after posting a combined 7-of-9 from the floor in the first two games at the event.
- Individually he also matched career bests in steals (2 vs. Oregon) and blocks (1 vs. Oregon), while setting a new career-best in field goals (6 vs. Houston).

CALIFORNIA DREAMIN' FOR SDSU...CALIFORNIA NIGHTMARE FOR IN-STATE OPPONENTS

- Since the start of the Coach Dutcher/Fisher era (1999-2000), the Aztecs are 148-35 (.809) against the other 26 current Division I schools in California and have a winning record against all but four (UCLA, 7-16; Southern California, 3-11; Stanford, 2-4; Pepperdine, 18-36) of those 26 opponents.
- In program history against the 26 schools, the Aztecs are 482-326 (.597) overall.
- In the last 111 home games against those same 26 opponents, and starting in 1999-2000, San Diego State is 100-11 (.901).
- San Diego State, during the 2024-25 season has defeated UC San Diego, 63-58, Fresno State, 84-62, San Diego 74-57, California Baptist, 81-75 & California 71-50. The Aztecs still have games against in-state foes Fresno State (2/18) & San Jose State (1/28 & 2/11).

FOUR-STAR TAE SIMMONS INKED FOR THE 2025-26 SEASON

- High school senior **Tae Simmons** to an athletic aid agreement which starts beginning in the 2025-26 school year.
- A 6-7, 220-pound forward out of Heritage Christian High School in Northridge, Calif., Simmons is a four-star recruit according to ESPN and 247Sports. ESPN has him ranked the No. 40 forward in the nation and overall, the No. 19 player in California, while in 247Sports ratings he is the No. 21 forward in the nation and the No. 12 player in the state. Rivals has him as the No. 33 power forward in the nation.
- Simmons is a three-time all-state and All-Olympic League performer who has also earned league Defensive MVP honors. As a junior he averaged 20.8 points, 10.7 rebounds, 1.7 steals and 1.5 blocks while shooting over 66 percent from the field and over 80 percent from the line in earning 2023-24 2AA All-CIF Southern Section designation. Simmons has scored more than 1,000 points in his high school career and has shot 65 percent from the floor in three seasons at Heritage Christian.
- In addition to his prowess on the court, Simmons carries a 3.8 GPA into his senior year and previously played both wide receiver and cornerback for the Heritage Christian football team.

DeGOURVILLE NAMED MW FRESHMAN OF THE WEEK FOR THE SECOND TIME THIS SEASON

Taj DeGourville was named the Mountain West Freshman of the Week for the week ending January 5.

- In the Aztecs' lone game last week, a 76-68 Quad 1 win at Boise State, DeGourville had a stat line that included 13 points, six rebounds, an assist and steal with one turnover in 20:59 of game action. His rebound total matched his season high.
- His 13 points and six rebounds are season-bests against a Division I opponent.
- He was 4-of-7 (.571) from the field, including 1-of-2 (.500) from beyond the arc, and made 4-of-5 (.800) from the charity stripe in 20:59 of court time, including the critical last 7:05 of the game.
- Of his six boards, two were on the offensive glass, which led to two points. His four defensive rebounds led to four points going the other way for SDSU, including going coast-to-coast for a bucket. He scored two points on his own steal and his assist was on a three pointer.
- From 5:52-to-4:38 and with SDSU up 58-57, DeGourville grabbed a defensive board and fed Byrd for a layup. On the following Boise State possession, he stole the ball and went coast-to-coast to make it 62-57. Then after a steal on the next Broncos possession, he hit a driving layup, was fouled and completed the traditional three-point play to make it 65-57. He was directly involved in all seven points in the run, including scoring five of them.
- With 2:25 to play and SDSU up 65-59, he grabbed a defensive board, drove the length of the court, missed the shot in the lane, but got his own rebound and scored on a put back to give SDSU its largest lead in the game 67-59. Finally, with 18 seconds to play, he grabbed a rebound, was fouled, and put the game away making 1-of-2 free throws.

DeGOURVILLE NAMED MW FRESHMAN OF THE WEEK

Taj DeGourville was named the Mountain West Freshman of the Week for the week ending November 17.

- In the Aztecs lone game last week, a 100-49 victory over Occidental, DeGourville had a stat line that included 14 points, six rebounds, five assists and two steals without a turnover in just over 20 minutes of game action. His points, rebounds, assists, and steals were all season highs.
- He is just the third true freshman this season to have a game of at least 10 points, five rebounds, five assists with zero turnovers.
- He entered the first half with the Aztecs up 25-2 at the 13:24 mark and made an immediate impact. He quickly assisted on a pair of **Kimo Ferrari** 3-pointers, on back-to-back possessions, and then on the next possession made a triple of his own. He grabbed three defensive boards, each of which ended an Occidental possession with a single shot attempt.
- In the second half he checked into the game with 17:11 to play and grabbed two more defensive rebounds, again limiting Occidental to a single shot and assisted on back-to-back buckets from Nick Boyd. Then in the midst of a 19-0 run, scored on three 3-pointers and assisted on a Magoon Gwath alleyoop dunk. Later in the half, his lone offensive board resulted in a put back for 6-5 guard.

AZTECS PREDICTED TO FINISH FOURTH IN MOUNTAIN WEST PRESEASON MEDIA POLL

- San Diego State has won an unprecedented 16 Mountain West titles in men's basketball (nine regular season & seven tournament), nearly double the next highest Mountain West program (New Mexico - 9), and after its run to the Sweet 16 at the 2024 NCAA Tournament, and losing despite losing all five starters and 78.6 percent of its scoring from a year ago, has been predicted to finish fourth by a poll of the media that regularly cover the conference.
- This is the first time in a decade that SDSU has been predicted to NOT finish either first or second in the Mountain West media's preseason poll.
- It is only the fifth time in the last 20 years that San Diego State has NOT been picked first or second in the Mountain West's preseason poll.
- San Diego State received a pair of a possible 26 first place votes.
- The Aztecs have garnered at least one first-place vote in the preseason poll in 10 of the last 11 years.
- Complete Mountain West media preseason predicted order of finish is located in the column on page 6.

2024-25 SAN DIEGO STATE ALPHABETICAL ROSTER

Most Recent Division I Season

No.	Name	Pos.	Ht.	Wt.	Yr.	Exp.	PPG	RPG	APG	Hometown (High School/Previous School)
2	Nick Boyd	G	6-3	175	Sr.	TR	^9.3	2.7	1.8	Garnerville, N. Y. (Bosco Institute/Florida Atlantic)
21	Miles Byrd	G	6-7	190	So.	1L	4.0	2.5	0.9	Stockton, Calif. (Lincoln High)
31	Jared Coleman-Jones	F	6-10	235	*Sr.	TR	^11.0	7.6	2.3	Jacksonville, Fla. (McEachern High/Northwestern/Middle Tennessee State)
5	Pharaoh Compton	F	6-8	245	Fr.	HS	--	--	--	Chicago, Ill. (Arbor View High (Nev.))
10	BJ Davis	G	6-2	175	So.	SQ	1.2	0.4	0.1	Modesto, Calif. (Modesto Christian High)
24	Taj Degourville	G	6-5	208	Fr.	HS	--	--	--	Las Vegas, Nev. (Wasatch Academy (Utah))
23	Kimo Ferrari	G	6-0	185	*Sr.	TR	6.7	2.5	2.0	San Diego, Calif. (Francis Parker School/Brown)
0	Magoon Gwath	F	7-0	205	R-Fr.	SQ	--	--	--	Eules, Texas (Veritas Prep (Calif.))
40	Miles Heide	F	6-10	233	So.	1L	1.9	2.2	0.1	North Bend, Wash. (Mount Si High)
11	Demarshay Johnson Jr.	F	6-10	222	Jr.	SQ	0.6	0.8	0.1	Oakland, Calif. (Salesian College Prep)
8	Cam Lawin	G	6-3	173	So.	SQ	0.7	0.1	0.1	Chicago, Ill. (Orr High)
4	Desai Lopez	G	6-3	190	Sr.	SQ	0.0	0.3	0.0	Freemont, Calif. (Saint Francis High/College of San Mateo)
33	Thokbor Majak	F	7-0	208	Fr.	HS	--	--	--	Bor, South Sudan (Dream City Christian High (Ariz.))
3	Wayne McKinney III	G	6-0	198	Sr.	TR	^13.5	2.9	2.1	Coronado, Calif. (Coronado High/San Diego)
6	Ryan Schwarz	G	6-1	178	Sr.	SQ	0.0	0.4	0.0	Orinda, Calif. (Miramonte High)
14	Reese Waters	G	6-6	207	Sr.	1L	9.6	3.7	1.2	Long Beach, Calif. (St. Bernard High/Southern California)

^ - Stats from the final full season of competition at previous Division I institution

* - Utilizing extra year of eligibility offered by the NCAA due to COVID-19

2024-25 SAN DIEGO STATE NUMERICAL ROSTER

Most Recent Division I Season

No.	Name	Pos.	Ht.	Wt.	Yr.	Exp.	PPG	RPG	APG	Hometown (High School/Previous School)
0	Magoon Gwath	F	7-0	205	R-Fr.	SQ	--	--	--	Eules, Texas (Veritas Prep (Calif.))
2	Nick Boyd	G	6-3	175	Sr.	TR	^9.3	2.7	1.8	Garnerville, N. Y. (Bosco Institute/Florida Atlantic)
3	Wayne McKinney III	G	6-0	198	Sr.	TR	^13.5	2.9	2.1	Coronado, Calif. (Coronado High/San Diego)
4	Desai Lopez	G	6-3	190	Sr.	SQ	0.0	0.3	0.0	Freemont, Calif. (Saint Francis High/College of San Mateo)
5	Pharaoh Compton	F	6-8	245	Fr.	HS	--	--	--	Chicago, Ill. (Arbor View High (Nev.))
6	Ryan Schwarz	G	6-1	178	Sr.	SQ	0.0	0.4	0.0	Orinda, Calif. (Miramonte High)
8	Cam Lawin	G	6-3	173	So.	SQ	0.7	0.1	0.1	Chicago, Ill. (Orr High)
10	BJ Davis	G	6-2	175	So.	SQ	1.2	0.4	0.1	Modesto, Calif. (Modesto Christian High)
11	Demarshay Johnson Jr.	F	6-10	222	Jr.	SQ	0.6	0.8	0.1	Oakland, Calif. (Salesian College Prep)
14	Reese Waters	G	6-6	207	Sr.	1L	9.6	3.7	1.2	Long Beach, Calif. (St. Bernard High/Southern California)
21	Miles Byrd	G	6-7	190	So.	1L	4.0	2.5	0.9	Stockton, Calif. (Lincoln High)
23	Kimo Ferrari	G	6-0	185	*Sr.	TR	6.7	2.5	2.0	San Diego, Calif. (Francis Parker School/Brown)
24	Taj Degourville	G	6-5	208	Fr.	HS	--	--	--	Las Vegas, Nev. (Wasatch Academy (Utah))
31	Jared Coleman-Jones	F	6-10	235	*Sr.	TR	^11.0	7.6	2.3	Jacksonville, Fla. (McEachern High/Northwestern/Middle Tennessee St.)
33	Thokbor Majak	F	7-0	208	Fr.	HS	--	--	--	Bor, South Sudan (Dream City Christian High (Ariz.))
40	Miles Heide	F	6-10	233	So.	1L	1.9	2.2	0.1	North Bend, Wash. (Mount Si High)

^ - Stats from the final full season of competition at previous Division I institution

* - Utilizing extra year of eligibility offered by the NCAA due to COVID-19

Head Coach:

Assistant Coaches:

Assistant to the Head Coach:

Assistant A.D. - Director of Operations:

Director of Player Development:

Assistant Director of Athletic Medicine:

Assistant Director of Strength & Conditioning:

Graduate Assistants:

Brian Dutcher (Minnesota, 1982), Eighth Season (26th Season Overall at SDSU)

David Velasquez (San Diego State, 2007), 12th Season (23rd Season Overall at SDSU)

JayDee Luster (Wyoming, 2011), Fourth Season (Fourth Season Overall at SDSU)

Ryan Badrtalei (UCLA, 2003), First Season (First Season Overall at SDSU)

Mark Fisher (Michigan, 2001), 12th Season (23rd Season Overall at SDSU)

Matt Soria (San Diego State, 2002), 18th Season (25th Season Overall at SDSU)

Aguek Arop (San Diego State, 2022), Second Season (Second Season Overall at SDSU)

Sergio Ibarra (Alfred University, 2006), Ninth Season (Ninth Season Overall at SDSU)

Daniel Marshall (Arizona, 2008), Second Season (Second Season Overall at SDSU)

Shane Geschwind (San Diego State, 2024) First Season (First Season Overall at SDSU)

Ryan Noriega (San Diego State, 2024) First Season (First Season Overall at SDSU)

PRONUNCIATION GUIDE

Miles Byrd
bird

Taj Degourville
TAH-zh DUH-gore-vil

Magoon Gwath
MUH-goan g-WAH-th

Cam Lawin
law-WEEN

Ryan Badrtalei
BAD-ruh-tell-ee

Pharaoh Compton
FAIR-oh

Kimo Ferrari
KEY-mo

Miles Heide
HIGH-dee

Thokbor Majak
MAY-zhock

Aguek Arop
AH-gwook AH-rope

SDSU BROADCAST ROSTER

San Diego State vs. San Jose State | Steve Fisher Court at Viejas Arena | San Diego, Calif. | January 28, 2025



0

Magoon Gwath

Forward
7-0, 205, Redshirt Freshman - HS
Eules, Texas
Veritas Prep (Calif.)

PPG: 7.2 RPG: 4.8 APG: 0.8
FG%: 47.1 3FG: 34.6 FT%: 63.9



2

Nick Boyd

Guard
6-3, 175, Senior - TR
Garnerville, N.Y.
Don Bosco Institute/Florida Atlantic

PPG: 11.9 RPG: 3.9 APG: 3.6
FG%: 38.1 3FG%: 34.5 FT%: 77.3



3

Wayne McKinney III

Guard
6-0, 198, Senior - TR
Coronado, Calif.
Coronado High/San Diego

PPG: 6.7 RPG: 1.8 APG: 0.8
FG%: 39.5 3FG%: 33.3 FT%: 61.9



5

Pharaoh Compton

Forward
6-8, 245, Freshman - HS
Chicago, Ill.
Arbor View High (Nev.)

PPG: 5.9 RPG: 3.0 APG: 0.4
FG%: 62.5 3FG: - FT%: 35.5



10

BJ Davis

Guard
6-2, 175, Sophomore - SQ
Modesto, Calif.
Modesto Christian High

PPG: 9.4 RPG: 3.2 APG: 1.3
FG%: 45.6 3FG%: 37.9 FT%: 80.0



11

Demarshay Johnson Jr.

Forward
6-10, 222, Junior - SQ
Oakland, Calif.
Salesian College Prep

PPG: 1.6 RPG: 1.0 APG: 0.0
FG%: 75.0 3FG%: - FT%: 33.3



14

Reese Waters

Guard
6-6, 207, Senior - 1L
Long Beach, Calif.
St. Bernard High/Southern California

PPG: - RPG: - APG: -
FG%: - 3FG%: - FT%: -



21

Miles Byrd

Guard
6-7, 190, Sophomore - 1L
Stockton, Calif.
Lincoln High

PPG: 14.1 RPG: 4.2 APG: 2.5
FG%: 39.6 3FG%: 35.8 FT%: 84.5




23

Kimo Ferrari

Guard
6-0, 178, Senior - TR
San Diego, Calif.
Francis Parker School/Brown

PPG: 2.0 RPG: 1.1 APG: 0.5
FG%: 50.0 3FG%: 46.2 FT%: -



24

Taj DeGourville

Guard
6-5, 208, Freshman - HS
Las Vegas, Nev.
Wasatch Academy (Utah)

PPG: 6.0 RPG: 3.4 APG: 2.1
FG%: 39.4 3FG: 27.3 FT%: 82.4



31

Jared Coleman-Jones

Forward
6-10, 235, Senior - TR
Jacksonville, Fla.
McEachern High/Northwestern/MTSU

PPG: 7.4 RPG: 5.2 APG: 0.9
FG%: 43.9 3FG%: 33.3 FT%: 60.0




40

Miles Heide

Forward
6-10, 233, Sophomore - 1L
North Bend, Wash.
Mount St High

PPG: 2.6 RPG: 3.5 APG: 0.4
FG%: 67.7 3FG%: 0.0 FT%: 11.1



Head Coach

Brian Dutcher

8th season (190-63, 98-35 MW)
26th season overall at SDSU (576-272, 266-149 MW)
36th career season as a coach (809-370, 377-216 conference)

- Has the 5th best win percentage in the nation (.751) since being hired prior to the 2017-18 season.
- Has the 3rd best win percentage in the nation (.790) since 2019-20.
- His .751 win percentage is the highest in program history.
- 190 victories are fourth most in program history.
- 190 wins are the most by any first-time HC hired in 2017-18.
- Has won at least 21 games in each of his seven seasons as HC.
- Is the only HC in program history with a winning record vs. top-25 opposition (16-11; .593).

-Only first-year HC to take his team to the 2018 NCAA Tourney.

Honors

2019-20 USA Today National Coach of the Year
2020 & 2021 NABC Division I District 17 Coach of the Year
2019-20 USBWA District IX Coach of the Year
2020 & 2021 MW Coach of the Year
2019-20 Naismith Coach of the Year Finalist



Assistant Coach

Dave Velasquez

12th season (295-101, 153-52 MW)
23rd season overall at SDSU
In 2002-03 was a student manager, then head manager, walk-on, scholarship athlete, director of player development and now AC



Assistant Coach

JayDee Luster


4th season (94-32, 45-17 MW)
8th season as a Division I AC



Assistant Coach

Ryan Badrtalei

1st season (13-5, 6-3 MW)
20th season as a Division I AC
Pronounced: BAD-ruh-telly



BRIAN DUTCHER

Head Coach

Eighth Season • 26th Season Overall at SDSU • Minnesota, 1982

Brian Dutcher enters his eighth season as San Diego State head men's basketball coach and is coming off back-to-back Sweet 16 appearances and a run to the program's first national championship game appearance in the 2023 NCAA Tournament. He is building on the previous seven years in which he led the Aztecs to seven title games in Mountain West tournament, its conference-record 11th, 12th, 13th, 14th, 15th & 16th Mountain West crowns, and to a bid to the NCAA tournament in five of the six years in which a champion was crowned. He is the only coach in the 103-year history of San Diego State men's basketball to win at least 20 games in each of his first seven seasons. His 177 victories in six seasons (177-58) are the most for any Division I head coach whose first year guiding his current program was 2017-18 and the accompanying win percentage, 75.3 percent, is the highest for any head basketball coach in San Diego State history.

Dutcher has been recognized twice, following the 2019-20 and 2020-21 seasons, with Mountain West Coach of the Year honors and was the National Association of Basketball Coaches (NABC) Division I District 17 Coach of the Year in both those years as well. In addition, Dutcher earned USA Today National Coach of the Year and United States Basketball Writers Association (USBWA) District IX Coach of the Year distinction following the 2019-20 campaign and was one of five finalists for the 2020 Werner Ladder Naismith Men's College Coach of the Year Award.

His teams have faced top 25 ranked opponents on 24 occasions and posted a 14-10 record, which includes wins over No. 1 Alabama, Gonzaga (twice), UCLA and Arizona State as well as Nevada (four times) and Colorado State (twice). From the start of the 2018-19 season to its demise after the 2023-24 campaign, his Aztecs were 8-3 against Pac-12 opponents and 11-6 in multi-team events. Since the start of the 2017-18 season, SDSU has the seventh best home win percentage in the nation (89.8 percent), and in the last five years, San Diego State has posted a 92.1-win percentage (70-6) in Viejas Arena, the fourth best in the nation.

The team's success on the court is reflected in the honors his players have earned. In 2020, Malachi Flynn was a consensus All-American, the third Aztec to earn that honor. The following season Matt Mitchell was recognized by the Associated Press with the All-American moniker and 2024 Jaedon LeDee was named the Karl Malone Award winner for the best power forward in the nation as well as being named an All-American by multiple organizations.

San Diego State put a player on the USBWA's All-District IX first team in 2020 (Flynn) and 2021 (Mitchell). The NABC has bestowed its All-District 17 honors eight times to an Aztec in the last seven years. In 2019, Jalen McDaniels earned first-team designation. Flynn and Yanni Wetzell were first team and Mitchell was second team in 2020. In 2021, Mitchell and Jordan Schakel earned first team and second team honors, respectively. In 2022, Matt Bradley was a second team performer and in 2023, LeDee was a first-team designee.

Within the Mountain West, Flynn was named the 2020 Mountain West Male Athlete of the Year, Player of the Year, Defensive Player of the Year, Newcomer of the Year, and a member of the All-Defensive Team. In the same season, KJ Feagin was named to the all-defensive team and one year prior, Jeremy Hemsley was included on the league's all-defensive team. In 2021, Mitchell earned Mountain West Player of the Year, first team All-Mountain West and inclusion on the all-defensive team along with Nathan Mensah. In 2022, Mensah was the Defensive Player of the Year and a member of the all-defensive team. Bradley was the Newcomer of the Year. Chad Baker-Mazara was named the Sixth Man of the Year and Lamont Butler garnered all-defensive team honors. 2023 saw Mensah again named the Defensive Player of the Year, a third-team performer, and a member of the all-Defensive Team, while Bradley earned first-team honors and Lamont Butler was a third team and All-Defensive Team designee. Last year, Butler was the Defensive Player of the Year, a member of the All-Defensive Team and an honorable mention performer, while Jaedon LeDee was tabbed a first-team honoree.

His players have earned 20 all-Mountain West designations and 21 players of the week honors. Three Aztecs, Trey Kell in 2018, Mitchell in 2021 and Bradley in 2023, were named Mountain West tournament MVP among 13 SDSU players who have been included on the league's all-tournament team. In his seven seasons, his charges have garnered 18 league all-academic team distinctions, a pair of Arthur Ashe Jr. Sports Scholar awards, and Flynn was named to the 2020 NABC Honors Court.

The 2022-23 season saw SDSU fulfill a promise coach Dutcher, and Hall of Fame coach Steve Fisher, made the day they stepped on campus prior to the 1999-00 season... that the program's goal was to compete for national championships. The Aztecs finished with a 32-7 record, played Connecticut for the NCAA championship in Houston's NRG Stadium in front of more than 72,000 spectators and finished the season as the national runner-up. The team ranked No. 2 in the final USA Today Coaches poll, the highest the program has ever achieved.

SDSU's 32 victories are the second most in a season in San Diego State history, trailing only the 34 wins in 2010-11. In conference play, SDSU was 15-3 and secured both the regular-season and tournament titles to earn a No. 5 seed, its third consecutive season with a single-digit seed in the NCAA Tournament. Five of the team's seven losses were by nine points or less, with three of its losses coming against top 25 opposition and in each of its seven losses its opponent was receiving votes in the national polls. Senior guard Darrion Trammell was named the South Regional Most Outstanding Player with Lamont Butler also included on the South Regional All-Tournament Team. Butler, who hit the biggest shot in SDSU history, the game winner as time expired against Florida Atlantic in the Final Four to send the Aztecs to the national championship game, earned a spot on the 2023 NCAA All-Tournament Team.

The 2021-22 campaign featured a 23-9 record and SDSU's second straight appearance in the NCAA Tournament, garnering a No. 8 seed. Six of its nine losses were by six points or less and after Dec. 8, 2021, four of the team's six defeats were by three points or less. Twice during that stretch, the Aztecs defeated nationally ranked Colorado State.

In 2020-21, he guided San Diego State to the Mountain West regular-season and tournament crowns and earned a No. 6-seed in the NCAA tournament. The Aztecs went 23-5 and finished the regular season ranked No. 7 in field goal percentage defense (.387), No. 8 in scoring defense (60.6), No. 12 in scoring margin (+13.5), No. 14 in total steals (233), and No. 16 in turnover margin (+3.9) nationally. Among the Mountain West teams, San Diego

State led the league in turnovers forced (15.15), steals per game (8.19), assist-to-turnover ratio (1.25:1), three-point field goal percentage (.381), field goal percentage defense, scoring defense, scoring margin, turnover margin and total steals. The team posted a 14-game win streak, which is the fourth longest in school history and is the third of at least nine games under Dutcher.

The 2019-20 squad ripped off a program-record 26-straight wins to open the season and peaked, for eight weeks, at a No. 4 ranking in both national polls, before finishing the regular season at No. 6. The Aztecs went 30-2, including 17-1 in Mountain West play.

In program history, his team's 30 wins in 2019-20 are the fourth most in a season and its two defeats are the fewest. SDSU's 17 wins in conference play are the most in program and Mountain West history, and its one loss is the fewest in the Aztecs' Division I era and equals the fewest since 1926-27, when it moved from junior college competition to the National Association of Intercollegiate Athletics (NAIA). San Diego State opened the 2019-20 league slate with a 15-game winning streak, which set a new Mountain West record.

In 2017-18, Dutcher was the only Division I coach to guide his team to the NCAA Tournament in his initial season after going 22-10, including winning the 2018 MW Tournament championship.

Over the course of his 25 years at San Diego State, Dutcher has helped the Aztecs reach the postseason 18 times, including 13 trips to the NCAA tournament, win a conference-best 16 Mountain West titles and record 19 seasons of at least 20 victories.

Since 2008-09, SDSU has four NCAA Sweet 16 (2011, 2014, 2023 & 2024) and NIT semifinal (2009, 2016) appearances, won at least 25 games nine times and captured 16 MW championships (nine regular season, seven tournament).

In his first year on The Mesa (1999-00), as an assistant coach, the Aztecs won only five games but improved upon their win total from the season before. After that, San Diego State posted a 14-14 record in 2000-01, before winning the 2002 MW Championship, earning an NCAA tournament bid, and finishing with a 21-12 record. The 2002-03 campaign saw SDSU receive an NIT invitation, which culminated in the program's first Division I postseason victory.

Brian Dutcher Year-By-Year (Division I Only)

		Overall		Conference		
Year	School (Position)	W-L	Pct.	W-L	Pct.	Postseason/Championships
10 Seasons at Michigan (AC)		233-98	.704	111-67	.624	8 NAAs, 10 Postseason Appearances, NCAA Champion (1989), NCAA Runner Up (1992, 93)
		Overall		Conference		
Year	School (Position)	W-L	Pct.	W-L	Pct.	Postseason/Championships
1999-00	SDSU (Asst. HC)	5-23	.179	0-14	.000	NCAA 1st round; MW Tournament NIT second round
2000-01	SDSU (Asst. HC)	14-14	.500	4-10	.286	
2001-02	SDSU (Asst. HC)	21-12	.636	7-7	.500	
2002-03	SDSU (Asst. HC)	16-14	.533	6-8	.429	
2003-04	SDSU (Asst. HC)	14-16	.467	5-9	.357	NCAA 1st Round; MW RS, Tournament NIT 2nd Round
2004-05	SDSU (Asst. HC)	11-18	.379	4-10	.286	
2005-06	SDSU (Asst. HC)	24-9	.727	13-3	.813	
2006-07	SDSU (Asst. HC)	22-11	.667	10-6	.625	
2007-08	SDSU (Asst. HC)	20-13	.606	9-7	.563	NIT 1st Round
2008-09	SDSU (Asst. HC)	26-10	.722	11-5	.688	NIT Semifinals
2009-10	SDSU (Asst. HC)	25-9	.735	11-5	.688	NCAA 1st Round; MW Tournament
2010-11	SDSU (Asst. HC)	34-3	.919	14-2	.875	NCAA Sweet 16; MW RS, Tournament
2011-12	SDSU (HCIW)	26-8	.765	10-4	.714	NCAA 2nd Round; MW RS
2012-13	SDSU (HCIW)	23-11	.676	9-7	.563	NCAA 3rd Round
2013-14	SDSU (HCIW)	31-5	.861	16-2	.889	NCAA Sweet 16; MW RS
2014-15	SDSU (HCIW)	27-9	.750	14-4	.778	NCAA 3rd Round; MW Co-RS
2015-16	SDSU (HCIW)	28-10	.737	16-2	.889	NIT Semifinals; MW RS
2016-17	SDSU (HCIW)	19-14	.576	9-9	.500	
18 Seasons as Asst. Coach		386-209	.648	168-114	.596	8 NAAs, 13 Postseason Appearances
2017-18	SDSU (HC)	22-11	.667	11-7	.611	NCAA 1st Round; MW Tournament
2018-19	SDSU (HC)	21-13	.617	11-7	.611	
2019-20	SDSU (HC)	30-2	.966	17-1	.944	MW Regular Season (postseason canceled)
2020-21	SDSU (HC)	23-5	.821	14-3	.824	NCAA 1st Round, MW RS & Tournament
2021-22	SDSU (HC)	23-9	.719	13-4	.765	NCAA 1st Round
2022-23	SDSU (HC)	32-7	.821	15-3	.833	NCAA title game, MW RS & Tournament
2023-24	SDSU (HC)	26-11	.703	11-7	.611	NCAA Sweet 16
2024-25	SDSU (HC)	13-5	.722	6-3	.667	
8 Seasons as SDSU HC		190-63	.751	98-35	.737	5 NCAA's, 6 MW Titles
26 Seasons at SDSU		576-272	.679	266-149	.641	12 NAAs, 17 Postseason Appearances
		Overall		Conference		
		W-L	Pct.	W-L	Pct.	Postseason
36-Season Career Totals		809-370	.686	377-216	.636	22 NAAs, 28 Postseason Appearances

CAREER HIGHS

Points	
Season	25 at Fresno State (12/4/24)
Career	25 at Fresno State (12/4/24)

Rebounds	
Season	13 at Nevada (1/25/25)
Career	13 at Nevada (1/25/25)

Assists	
Season	3 at Air Force (1/22/25)
Career	3 at Air Force (1/22/25)

Field Goals	
Season	10 at Fresno State (12/4/24)
Career	10 at Fresno State (12/4/24)

Field Goals Attempted	
Season	13 at Fresno State (12/4/24)
Career	13 at Fresno State (12/4/24)

Three-Point Field Goals	
Season	3 at Fresno State (12/4/24)
Career	3 at Fresno State (12/4/24)

Three-Point FG Attempted	
Season	4 at Fresno State (12/4/24)
	4 vs. Occidental (11/12/24)
Career	4 at Fresno State (12/4/24)
	4 vs. Occidental (11/12/24)

Free Throws	
Season	4 vs. California (12/21/24)
	4 vs. Houston (11/30/24)
	4 vs. Occidental (11/12/24)
Career	4 vs. California (12/21/24)
	4 vs. Houston (11/30/24)
	4 vs. Occidental (11/12/24)

Free Throws Attempted	
Season	6 vs. Houston (11/30/24)
Career	6 vs. Houston (11/30/24)

Steals	
Season	2 vs. UNLV (1/18/25)
	2 at Boise State (1/4/25)
Career	2 vs. UNLV (1/18/25)
	2 at Boise State (1/4/25)

Blocked Shots	
Season	5 vs. Houston (11/27/24)
	5 vs. Oregon (11/27/24)
	5 vs. Gonzaga (11/18/24)
Career	5 vs. Houston (11/27/24)
	5 vs. Oregon (11/26/24)
	5 vs. Gonzaga (11/18/24)

Minutes Played	
Season	31:30 at Air Force (1/22/25)
Career	31:30 at Air Force (1/22/25)



0 • MAGOON GWATH (MAH-goo-n GWAA-th)

FORWARD • 7-0 • 205 • REDSHIRT FRESHMAN - HS
EULESS, TEXAS (VERITAS PREP (CALIF.))

SDSU Record: 13-5 (.722)
MW Record: 6-3 (.667)

Quick Hits

- Can handle the basketball, score from all three levels, and is also a distributor.
- Has a 7-4 wingspan and can be a back line rim protector.

Trending

- Through games played on 1/25, tied for 11th in the nation with 45 blocked shots with fewer games played than everyone but two ahead of him.
- Tenth in the nation with 2.50 blocked shots/game and seventh with 4.17 blocked shots/40 minutes (min. 165 minutes), through games played on 1/25.
- 45 blocks are tied with Leonard Allen for the second most in a freshman season in SDSU's DI era.
- Averages 5.6 points and 3.2 rebounds per game when playing at home.
- Is averaging 9.1 points, 6.4 rebounds and 1.7 blocks per game in Mountain West games.
- In away games, averages 11.8 points, 7.4 rebounds, 1.0 assist and 2.4 blocks per game.
- Is averaging 5.3 points, 5.0 rebounds, 1.3 assists and 3.8 blocks per game when playing on a neutral floor.

As a Redshirt Freshman (2024-25 Season)

- Blocked three shots in his collegiate debut against UC San Diego (11/6).
- Reached double figures for the first time with 16 points and 4 blocks vs. Occidental (11/12).
- Blocked five shots against Gonzaga (11/18), Oregon (11/27) and Houston (11/30).
- Became the first Aztec freshman with at least 20 points and 10 rebounds since Kawhi Leonard on January 9, 2010 when he had 25 points and ten boards at Fresno State (12/4).
- Scored in double figures while making two of his three three-point attempts vs. California Baptist (12/11).
- Matched a career-high with 10 boards along with three blocks and six points vs. California (12/21).
- Became the first Aztec since Roy Kruiswyk on January 15, 1998, with a double double while shooting 100% from the field at Nevada (1/25).

As A Freshman (2023-24 Season)

- Utilized his redshirt season.

High School

- A 2023 graduate of Veritas Prep in Garden Grove, Calif.
- Spent his first three years of high school at Trinity High School in Eules, Texas.
- Chose San Diego State over interest from Villanova, Southern California and Saint Mary's College.

2024-25 GAME-BY-GAME STATISTICS

Opponent	GS	MP	FG	3FG	FT	O-D-R	PF	TP	A	TO	S	B
UC SAN DIEGO	*	23	0-3	0-2	1-2	1-0-1	0	1	1	2	0	3
OCCIDENTAL	*	18	5-8	2-4	4-4	1-1-2	2	16	0	0	1	4
GONZAGA	*	14	0-5	0-1	0-0	1-1-2	5	0	1	0	0	5
vs. Creighton	*	25	3-6	1-2	0-0	0-4-4	2	7	2	0	0	2
vs. Oregon	*	29	1-3	0-1	0-0	0-3-3	1	2	2	3	0	5
vs. Houston	*	27	1-2	0-0	4-6	1-2-3	3	6	0	1	0	5
at Fresno State	*	28	10-13	3-4	2-3	5-5-10	3	25	0	2	0	4
SAN DIEGO	*	13	0-1	0-0	0-1	1-0-1	0	0	0	0	0	1
CALIFORNIA BAPTIST	*	26	4-9	2-3	0-0	0-2-2	0	10	1	1	0	2
vs. California	*	23	1-5	0-1	4-4	6-4-10	1	6	1	0	0	3
UTAH STATE	*	27	2-7	0-1	0-0	4-3-7	2	4	1	2	0	1
at Boise State	*	26	2-7	0-1	0-0	1-3-4	4	4	1	2	2	0
AIR FORCE	*	23	3-7	0-1	2-4	2-3-5	1	8	0	1	0	1
at New Mexico	*	29	3-5	0-0	0-2	0-3-3	2	6	1	2	0	4
COLORADO STATE	*	29	3-7	0-1	3-5	4-3-7	2	9	0	2	1	1
UNLV	*	12	1-2	0-1	0-0	1-1-2	5	2	0	2	2	0
at Air Force	*	32	3-7	0-2	3-5	3-4-7	2	9	3	1	1	2
at Nevada	*	29	7-7	1-1	0-0	4-9-13	3	15	0	2	1	2
SAN JOSE STATE												
WYOMING												
at Colorado State												
at San Jose State												
BOISE STATE												
FRESNO STATE												
at Utah State												
NEW MEXICO												
at Wyoming												
at UNLV												
NEVADA												

MISCELLANEOUS STATS/SAN DIEGO STATE RECORD

Category	2024-25 Season		Career		SDSU	
	Games	W/L	Games		W/L	
Double-Figure Scoring	4	4-0	4		4-0	
15-Point Games	3	3-0	3		3-0	
Double-Figure Rebounds	3	3-0	3		3-0	
Double-Doubles	2	2-0	2		2-0	
Led SDSU in Scoring	3	3-0	3		3-0	
Led SDSU in Rebounding	6	5-1	6		5-1	
Led SDSU in Assists	1	1-0	1		1-0	
Multiple Three-Pointers	3	3-0	3		3-0	
One Turnover or Less	9	8-1	9		8-1	
Consecutive Games	Current	Long				
Consecutive Games Played	18	18*				
Without Fouling Out	2	12				
Scoring A Point	10	10*				
At Least One Three-Pointer	1	1*				
One Turnover or Less	-	3				

GWATH'S CAREER STATISTICS

Year	G-GS	Min.-Avg.	FG-FGA	Pct.	3P-3PA	Pct.	FT-FTA	Pct.	OR	DR	Reb	Avg.	PF-D	AT	TO	BS	ST	Pts	Avg.
24-25	18-18	431-23.9	49-104	.471	9-26	.346	23-36	.639	35	51	86	4.8	38-2	14	23	45	8	130	7.2

CAREER HIGHS

Points	
Season	23 vs. Gonzaga (11/18/24)
Career	23 vs. Gonzaga (11/18/24)
Rebounds	
Season	9 vs. Gonzaga (11/18/24)
Career	10 vs. South Alabama (11/30/22)+
Assists	
Season	8 vs. California Baptist (12/11/24)
Career	8 vs. California Baptist (12/11/24)

Field Goals

Season	6 vs. Air Force (1/8/25)
	6 vs. California (12/21/24)
	6 vs. Oregon (11/27/24)
	6 vs. Gonzaga (11/18/24)
Career	7 at Tulane (1/11/24)+
	7 at Rice (3/2/23)+
	7 at UAB (2/2/23)+
	7 at Albany (11/26/22)+

Field Goals Attempted

Season	13 vs. California (12/21/24)
	13 vs. Houston (11/30/24)
	13 vs. Creighton (11/26/24)
Career	15 at Tulane (1/11/24)+

Three-Point Field Goals

Season	5 vs. California (12/21/24)
Career	6 at Tulane (1/11/24)+

Three-Point FG Attempted

Season	8 vs. California (12/21/24)
Career	11 at Tulane (1/11/24)+

Free Throws

Season	9 vs. Gonzaga (11/18/24)
Career	9 vs. Gonzaga (11/18/24)
	9 at North Texas (3/6/24)+

Free Throws Attempted

Season	10 vs. Gonzaga (11/18/24)
Career	10 vs. Gonzaga (11/18/24)
	10 at North Texas (3/6/24)+

Steals

Season	5 vs. Air Force (1/8/25)
Career	5 vs. Air Force (1/8/25)

Blocked Shots

Season	
Career	1 vs. Tulsa (2/3/24)+
	1 vs. Western Kentucky (1/28/23)+
	1 vs. Middle Tennessee St. (3/4/21)+
	1 vs. Florida International (1/16/21)+
	1 vs. Florida Memorial (12/11/20)+

Minutes Played

Season	33:19 vs. Utah State (12/28/24)
Career	33:19 vs. Utah State (12/28/24)

+ - at Florida Atlantic



2 • NICK BOYD

GUARD • 6-3 • 175 • SENIOR - TR
GARNERVILLE, N.Y. (DON BOSCO INSTITUTE/FLORIDA ATLANTIC)

SDSU Record: 13-5 (.722)
MW Record: 6-3 (.667)

Quick Hits

- A three-year member of the Florida Atlantic program, who competed in each of the last two NCAA Tournaments and reached the Final Four in 2023.
- A career 41.0 percent shooter (316-of-745) from the floor.
- In six career NCAA Tournament games has averaged 7.3 points, 4.5 rebounds, and 2.0 assists.
- Is 78 points from reaching 1,000 in his career.
- Has two years of eligibility.

Trending

- In home games during his career, Boyd is averaging 9.1 points, 3.5 rebounds and 2.6 assists per game while his team is 39-5.
- Averaging 9.6 points, 3.4 rebounds and 3.2 assists per game in Mountain West competition.
- Over his last 11 games, is averaging 11.8 points, 3.3 rebounds, 3.6 assists and 1.5 steals per game.
- When Boyd makes at least three field goals, his team is 47-10.
- His teams hold a 37-8 record when Boyd connects from deep multiple times in a game.
- In games where Boyd grabs at least six rebounds, his team is 17-2 and he shoots 40.7% (37-of-91) from beyond the arc, averaging 11.7 points.
- When Boyd dishes out multiple assists, his team holds a 56-9 record.
- In career neutral site games, Boyd is averaging 8.2 points, 3.7 rebounds and 1.9 assists.
- Averages 8.6 points, 2.9 boards and 2.3 assists in road games during his career.

As a Senior (2024-25 Season)

- Reached double figures (11 points) while leading the team with four assists vs. UC San Diego (11/6).
- Scored a career-high 23 points with a team-leading nine boards vs. Gonzaga (11/18).
- Dished out five assists against Creighton (11/26).
- Scored 15 points while shooting 3-of-4 from beyond the arc vs. Oregon (11/27).
- Led the team with six assists and seven rebounds while scoring a dozen points vs. Houston (11/30).
- Paced SDSU with 17 points and six assists against San Diego (12/7).
- Set a career-high with eight assists while scoring 16 points vs. California Baptist (12/11).
- Had a career-high four steals with a team leading 17 points including a season-high five threes against California (12/21).
- Led the team with 16 points while matching a season-high with six field goals and set a career-high with five steals vs. Air Force (1/8).
- Totaled 16 points with five rebounds against UNLV (1/18).

As a Junior at Florida Atlantic (2023-24 Season)

- Averaged a career-best 9.3 points, while shooting 40.0 percent (80-of-200) from the floor and sank a career-high 84.2 percent (48-of-57) from the line.
- Shot a minimum of 40.0 percent from the field in 15 games and FAU was 11-4 in those contests.
- Scored in double figures in 12 games (10-2) and when he totaled multiple 3-pointers, FAU went 10-1.

As a Redshirt Sophomore at Florida Atlantic (2022-23 Season)

C-USA Rankings: No. 11 in 3-point field goals made
NCAA Rankings: No. 208 in 3-point field goals, No. 285 field goal attempts

- Started 37-of-38 games in Florida Atlantic's run to the Final Four.
- Helped lead FAU to a school record 34 wins and the program's first victories in the NCAA Tournament.
- Among 14 games with a minimum of five boards, pulled down a single-game career best 10 rebounds vs. South Alabama (11/30)
- Played double figure minutes in 37 games with four contests of 30 or more minutes.

As a Sophomore at Florida Atlantic (2021-22 Season)

- Utilized his redshirt season

As a Freshman at Florida Atlantic (2020-21 Season)

- His 42.3 percent shooting, minimum of 40 made field goals, ranked second in C-USA among true freshmen.
- Totaled at least three assists in seven contests and had a 2.21 assist-to-turnover ratio, which led the team, was the best ratio among C-USA freshmen (minimum 40 assists).

2024-25 GAME-BY-GAME STATISTICS

Opponent	GS	MP	FG	3FG	FT	O-D-R	PF	TP	A	TO	S	B
UC SAN DIEGO	*	33	4-11	2-6	1-2	0-3-3	0	11	4	4	0	0
OCCIDENTAL	*	18	4-6	2-4	0-0	0-2-2	1	10	3	1	0	0
GONZAGA	*	33	6-10	2-3	9-10	1-8-9	1	23	1	2	1	0
vs. Creighton	*	29	3-13	1-4	0-1	1-5-6	1	7	5	2	2	0
vs. Oregon	*	29	6-9	3-4	0-1	0-2-2	3	15	1	1	0	0
vs. Houston	*	33	4-13	2-7	2-2	1-6-7	2	12	6	2	1	0
at Fresno State	*	32	1-10	0-5	4-4	1-5-6	1	6	4	2	0	0
SAN DIEGO	*	32	5-10	2-6	5-6	0-4-4	1	17	6	1	1	0
CALIFORNIA BAPTIST	*	32	5-11	2-3	4-7	0-4-4	1	16	8	2	1	0
vs. California	*	25	6-13	5-8	0-0	0-3-3	1	17	1	2	4	0
UTAH STATE	*	33	3-10	1-6	7-8	0-5-5	2	14	1	3	3	0
at Boise State	*	32	1-6	0-1	5-6	1-2-3	1	7	5	1	0	0
AIR FORCE	*	24	6-10	3-5	2-2	2-2-4	1	16	1	2	5	0
at New Mexico	*	31	2-9	1-4	2-2	0-4-4	3	7	5	2	0	0
COLORADO STATE	*	27	1-4	0-2	5-6	0-0-0	3	7	3	1	1	0
UNLV	*	32	5-10	2-5	4-6	2-3-5	1	16	1	2	0	0
at Air Force	*	23	2-10	1-5	1-2	0-2-2	5	6	3	2	0	0
at Nevada	*	27	3-11	0-6	1-1	0-2-2	0	7	6	0	1	0
SAN JOSE STATE												
WYOMING												
at Colorado State												
at San Jose State												
BOISE STATE												
FRESNO STATE												
at Utah State												
NEW MEXICO												
at Wyoming												
at UNLV												
NEVADA												

MISCELLANEOUS STATS/TEAM RECORD

	2024-25 Season		Career	SDSU-FAU
Category	Games	SDSU W/L	Games	W/L
Double-Figure Scoring	11	7-4	42	33-9
15-Point Games	7	4-3	19	13-6
Double Doubles		0-0	1	1-0
Led TEAM in Scoring	5	3-2	12	10-2
Led TEAM in Rebounding	3	1-2	7	5-2
Led TEAM in Assists	9	8-1	26	22-4
Multiple Three-Pointers	10	7-3	45	37-8
One Turnover or Less	6	5-1	73	55-18

Consecutive Games	Current	Long
Consecutive Games Played	42	42*
Without Fouling Out	1	73
Scoring A Point	40	40*
At Least One Three-Pointer	-	12
One Turnover or Less	1	10

* - Denotes an active streak

HONORS

2020-21

C-USA Commissioner's Honor Roll

BOYD'S CAREER STATISTICS

Year	G-GS	Min.-Avg.	FG-FGA	Pct.	3P-3PA	Pct.	FT-FTA	Pct.	OR	DR	Reb	Avg.	PF-D	AT	TO	BS	ST	Pts	Avg.
20-21+	23-0	335-14.6	41-97	.423	16-40	.400	20-26	.769	17	28	45	2.0	22-0	42	19	3	10	118	5.1
22-23+	38-37	898-23.6	122-272	.449	68-170	.400	28-45	.622	30	133	163	4.3	70-1	92	41	1	29	340	8.9
23-24+	27-14	644-23.9	80-200	.400	42-123	.341	48-57	.842	6	66	72	2.7	44-0	48	29	1	23	250	9.3
24-25	18-18	521-28.9	67-176	.381	29-84	.345	51-66	.773	9	62	71	3.9	28-1	64	32	0	20	214	11.9
TOTAL	106-69	2,401-22.7	310-745	.416	155-417	.372	147-194	.758	62	289	351	3.3	164-2	246	121	5	82	922	8.7

+ - at Florida Atlantic

CAREER HIGHS

Points

Season 18 at Air Force (1/22/25)
Career 31 at Pacific (2/10/24)+

Rebounds

Season 4 at New Mexico (1/11/25)
Career 10 at Jackson State (11/8/23)+

Assists

Season 3 vs. Occidental (11/12/24)
Career 6 vs. Loyola Marymount (2/7/24)+
6 at Loyola Marymount (1/29/22)+
6 at Pacific (1/22/22)+

Field Goals

Season 6 at Air Force (1/22/25)
6 vs. Occidental (11/12/24)
Career 10 vs. Fresno State (12/29/23)+

Field Goals Attempted

Season 12 vs. Gonzaga (11/18/24)
Career 20 vs. Fresno State (12/29/23)+

Three-Point Field Goals

Season 4 vs. Occidental (11/12/24)
Career 4 vs. Occidental (11/12/24)
4 vs. Cal Lutheran (12/11/21)+

Three-Point FG Attempted

Season 7 vs. Occidental (11/12/24)
Career 8 vs. Cal Lutheran (12/11/21)+

Free Throws

Season 5 at Air Force (1/22/25)
Career 15 at Pacific (2/10/24)+

Free Throws Attempted

Season 7 at Air Force (1/22/25)
Career 16 at Pacific (2/10/24)+

Steals

Season 2 vs. California (12/21/24)
Career 4 vs. Santa Clara (2/5/22)

Blocked Shots

Season 2 vs. Occidental (11/12/24)
Career 3 vs. UC San Diego (12/12/22)+

Minutes Played

Season 26:19 vs. UC San Diego (11/6/24)
Career 43:20 at UC Riverside (12/20/22)+

+ - at San Diego



3 • WAYNE McKINNEY III

GUARD • 6-0 • 198 • SENIOR - TR
CORONADO, CALIF. (CORONADO HIGH/SAN DIEGO)

SDSU Record: 13-5 (.722)
MW Record: 6-3 (.667)

Quick Hits

- Enters the 2024-25 season with one year of eligibility.
- Is 20 points from 1,000 for his career.
- The only active player in the nation standing 6-0 or less, who has scored at least 950 points and blocked 24 shots while averaging 8.5 points with 71 or more offensive rebounds.

Trending

- Led his team to a 33-24 home record while averaging 9.7 points, 3.0 rebounds and 2.2 assists.
- Is averaging 6.7 points and 2.0 rebounds per game in Mountain West games this season.
- When McKinney dishes out at least four assists, his team is 15-3 and he averages 11.7 points and 4.2 rebounds.
- His teams are a perfect 9-0 when he grabs at least six boards while he is averaging 14.3 points and 4.0 assists.
- In games where he drains multiple three-pointers, McKinney's team is 12-6 and he averages 16.1 points, 3.3 rebounds and 2.4 assists while shooting 50.3% from the field (98-of-195) and 58.1% from beyond the arc (43-of-74).
- In games in 2023-24 in which he hit at least one 3-pointer (18); he finished the contest scoring in double figures.
- Averages 6.9 points, 1.8 rebounds and 1.6 assists per game when playing on a neutral floor.
- Averages 8.3 points, 2.8 rebounds and 1.6 assists in road games in his career.

As a Senior (2024-25 Season)

- Scored five points with two assists in his Aztec debut against UC San Diego (11/6).
- Matched a career-high with four three-pointers on his way to 16 points vs. Occidental (11/12).
- Reached double figures for the second straight game with 11 points against Gonzaga (11/18).
- Scored a dozen points at Fresno State (12/4).
- Reached double figures for the fourth time as an Aztec with a season-high two steals vs. California (12/21).
- Scored a season-high 18 points including a game winning layup at Air Force (1/22).

As a Junior at San Diego (2023-24 Season)

WCC Rankings: No. 7 in steals, No. 11 in assists, No. 13 in scoring, No. 15 in minutes

NCAA Rankings: No. 149 in free throw attempts, No. 161 in free throws, No. 328 in steals per game, No. 317 in steals

- Second team All-West Coast Conference.
- Started in all 32 games in which he appeared, both career highs.
- Ranked first on the team in assists (93), steals (42), minutes (962) and starts and appearances.
- Was second on the squad in points (432), scoring (13.5/g) and field goals (143).
- His 31 points at Pacific (2/10) are a career high and the most for a Torero who stands no more than 6-0 since Johnny Dee scored 30 vs. Pepperdine on March 1, 2012.
- When he totaled a minimum of three assists in a game, the team went 15-3.
- Scored in double figures in 26 games, including a career-best 14 straight.

As a Sophomore at San Diego (2022-23 Season)

WCC Rankings: No. 13 in steals, No. 17 in free throw percentage

- Appeared in 30 games, earning starting assignments in 24.
- Scored in double figures in seven contests with a season-high 19 points coming at San Francisco (12/31).
- Was the team's fourth leading rebounder despite being its shortest player.
- Played at least 10 minutes in 29 of his 30 appearances, including 11 games of 30 minutes or more and a career-high 43 at UC Riverside (12/20).
- Shot at least 40.0 percent from the floor in 16-of-30 appearances.

As a Freshman at San Diego (2021-22 Season)

- An All-WCC Freshman Team selection.
- Appeared in all 31 games, including 20 starts, a high for a freshman on the team.
- Led the squad in assists (54) and steals (33).
- Scored in double figures in seven contests with a season-high 17 points coming in back-to-back games against Cal Poly (12/5) and Cal Lutheran (12/11).
- Shot at least 40.0 percent from the floor in 16 contests.

2024-25 GAME-BY-GAME STATISTICS

Opponent	GS	MP	FG	3FG	FT	O-D-R	PF	TP	A	TO	S	B
SUC SAN DIEGO		26	2-7	0-1	1-1	1-1-2	2	5	2	1	1	0
OCCIDENTAL	*	22	6-11	4-7	0-0	0-1-1	0	16	3	0	0	2
GONZAGA		24	4-12	2-4	1-1	1-1-2	3	11	0	0	0	0
vs. Creighton		19	3-7	0-1	0-0	0-2-2	3	6	1	0	0	0
vs. Oregon		15	3-7	0-2	0-2	0-2-2	2	6	2	0	0	0
vs. Houston		16	1-3	0-1	0-0	1-1-2	1	2	1	0	1	0
at Fresno State		17	5-7	2-2	0-1	1-1-2	3	12	0	1	1	0
SAN DIEGO		17	0-4	0-2	0-0	2-0-2	1	0	1	1	0	0
CALIFORNIA BAPTIST		18	1-4	0-1	2-2	0-1-1	1	4	2	1	0	0
at New Mexico		21	4-7	0-0	2-4	0-0-0	3	10	0	1	2	0
UTAH STATE		23	2-9	1-4	2-2	1-2-3	2	7	0	2	0	0
at Boise State		16	3-6	2-3	0-0	1-2-3	0	8	0	0	0	0
AIR FORCE		16	0-6	0-1	0-0	0-1-1	3	0	0	1	0	0
at New Mexico		14	2-6	0-1	0-0	0-4-4	4	4	0	2	0	0
COLORADO STATE		18	4-7	1-2	0-0	0-1-1	2	9	1	1	1	0
UNLV		17	0-3	0-2	0-0	1-0-1	4	0	0	2	0	0
at Air Force		25	6-11	1-4	5-7	1-2-3	2	18	0	0	0	0
at Nevada		17	1-2	0-1	0-1	0-0-0	0	2	1	1	0	0
SAN JOSE STATE												
WYOMING												
at Colorado State												
at San Jose State												
BOISE STATE												
FRESNO STATE												
at Utah State												
NEW MEXICO												
at Wyoming												
at UNLV												
NEVADA												

MISCELLANEOUS STATS/TEAM RECORD

Category	2024-25 Season		Career Games	SDSU-USD W/L
	Games	W/L		
Double-Figure Scoring	5	4-1	45	24-21
15-Point Games	2	2-0	20	15-5
Double-Figure Rebounding		0-0	1	1-0
Double Doubles		0-0	1	1-0
Led TEAM in Scoring	2	2-0	14	10-4
Led TEAM in Rebounding	1	0-1	7	3-4
Led TEAM in Assists		0-0	29	14-15
Multiple Steals	1	1-0	31	16-15
One Turnover or Less	15	13-2	63	33-30

Consecutive Games	Current	Long
Consecutive Games Played	80	80*
Scoring A Point	2	76
Scoring in Double Digits	-	14
One Turnover or Less	2	11

* - Denotes an active streak

HONORS

2023-24

Second-Team All-WCC
WCC Player of the Week (2/12)

2022-22

WCC All-Freshman Team

McKINNEY'S CAREER STATISTICS

Year	G-GS	Min.-Avg.	FG-FGA	Pct.	3P-3PA	Pct.	FT-FTA	Pct.	OR	DR	Reb	Avg.	PF-D	AT	TO	BS	ST	Pts	Avg.
21-22+	31-20	747-24.1	72-167	.431	21-60	.350	40-60	.667	17	67	84	2.7	79-2	54	50	5	33	205	6.6
22-23+	30-24	766-25.5	76-175	.434	10-47	.213	61-81	.753	20	54	74	2.5	74-1	52	39	12	34	223	7.4
23-24+	32-32	960-30.0	143-341	.419	27-79	.342	119-160	.744	24	91	115	3.6	77-1	93	66	5	42	432	13.5
24-25	18-1	342-19.0	47-119	.395	13-39	.333	13-21	.619	10	22	32	1.8	37-1	14	14	2	6	120	6.7
TOTAL	111-77	2,815-25.4	338-802	.421	71-225	.316	233-322	.724	71	234	305	2.7	267-5	213	169	24	115	980	8.8

CAREER HIGHS

Points

Season
Career

Rebounds

Season1 vs. Air Force (1/8/25)
Career1 vs. Air Force (1/8/25)
1 vs. Saint Katherine (12/19/23)

Assists

Season
Career

Field Goals

Season
Career

Field Goals Attempted

Season2 vs. Occidental (11/12/24)
Career2 vs. Occidental (11/12/24)

Three-Point Field Goals

Season
Career

Three-Point FG Attempted

Season1 vs. Occidental (11/12/24)
Career1 vs. Occidental (11/12/24)

Free Throws

Season
Career

Free Throws Attempted

Season
Career

Steals

Season
Career

Blocked Shots

Season
Career

Minutes Played

Season6:13 vs. Occidental (11/12/24)
Career6:13 vs. Occidental (11/12/24)



4 • DESAI LOPEZ (DEH-sigh)

GUARD • 6-3 • 190 • SENIOR - SQ
FREMONT, CALIF. (SAINT FRANCIS HIGH/COLLEGE OF SAN MATEO)

SDSU Record: 6-0 (1.000)
MW Record: 2-0 (1.000)

Quick Hits

- A non-scholarship player in his second year as an Aztec who has appeared in six games.

As a Senior (2024-25 Season)

- Attempted two shots including a three in a career-high six minutes vs. Occidental (11/12).
- Saw a minute of action against California (12/21).
- Grabbed a rebound and took a shot in two minutes vs. Air Force (1/8/25)

As a Junior (2023-24 Season)

- Made his college debut in two minutes of action vs. Point Loma Nazarene (11/27).
- Grabbed his first collegiate rebound in five minutes against Saint Katherine (12/19).
- Saw one minute of action against Colorado State (2/13).

College of San Mateo (2021-22 season)

- A starter in 19 of 26 appearances.
- Averaged 6.5 points, 4.4 rebounds, 2.0 assists and 0.8 steals per game for a team that posted a 20-9 record.

High School

- A 2019 graduate of Saint Francis High School in Mountain View, Calif.
- A two-year letterwinner.

2024-25 GAME-BY-GAME STATISTICS

Opponent	GS	MP	FG	3FG	FT	O-D-R	PF	TP	A	TO	S	B
UC SAN DIEGO	DNP											
OCCIDENTAL	6	0-2	0-1	0-0	0-0-0	0	0	0	0	0	0	0
GONZAGA	DNP											
vs. Creighton	DNP											
vs. Oregon	DNP											
vs. Houston	DNP											
at Fresno State	DNT											
SAN DIEGO	DNP											
CALIFORNIA BAPTIST	DNP											
vs. California	1	0-0	0-0	0-0	0-0-0	0	0	0	0	0	0	0
UTAH STATE	DNP											
at Boise State	DNP											
AIR FORCE	2	0-1	0-0	0-0	0-1-1	0	0	0	0	0	0	0
at New Mexico	DNP											
COLORADO STATE	DNP											
UNLV	DNP											
at Air Force	DNP											
at Nevada	DNP											
SAN JOSE STATE												
WYOMING												
at Colorado State												
at San Jose State												
BOISE STATE												
FRESNO STATE												
at Utah State												
NEW MEXICO												
at Wyoming												
at UNLV												
NEVADA												

MISCELLANEOUS STATS/SAN DIEGO STATE RECORD

Category	2024-25 Season		Career	
	Games	SDSU W/L	Games	SDSU W/L
Double-Figure Scoring	0	0-0	0	0-0
15-Point Games	0	0-0	0	0-0
Led SDSU in Scoring	0	0-0	0	0-0
Led SDSU in Rebounding	0	0-0	0	0-0
Led SDSU in Assists	0	0-0	0	0-0
Multiple Three-Pointers	0	0-0	0	0-0
One Turnover or Less	3	3-0	6	6-0
Consecutive Games	Current	Long		
Consecutive Games Played	-	1		
Without Fouling Out	6	6*		
Scoring A Point	-	-		
At Least One Three-Pointer	-	-		
One Turnover or Less	6	6*		

* - Denotes an active streak

LOPEZ’S CAREER STATISTICS

Year	G-GS	Min.-Avg.	FG-FGA	Pct.	3P-3PA	Pct.	FT-FTA	Pct.	OR	DR	Reb	Avg.	PF-D	AT	TO	BS	ST	Pts	Avg.
23-24	3-0	8-2.7	0-1	.000	0-0	.000	0-0	.000	0	1	1	0.3	0-0	0	1	0	0	0	0.0
24-25	3-0	9-3.0	0-3	.000	0-1	.000	0-0	.000	0	1	1	0.3	0-0	0	0	0	0	0	0.0
TOTAL	6-0	17-2.8	0-4	.000	0-1	.000	0-0	.000	0	2	2	0.3	0-0	0	1	0	0	0	0.0

CAREER HIGHS

Points	
Season	13 vs. Houston (11/30/24)
Career	13 vs. Houston (11/30/24)

Rebounds	
Season	6 vs. San Diego (12/7/24)
Career	6 vs. San Diego (12/7/24)

Assists	
Season	2 vs. UNLV (1/18/25)
Career	2 vs. UNLV (1/18/25)

Field Goals	
Season	6 vs. San Diego (12/7/24)
	6 vs. Houston (11/30/24)
Career	6 vs. San Diego (12/7/24)
	6 vs. Houston (11/30/24)

Field Goals Attempted	
Season	11 vs. Houston (11/30/24)
Career	11 vs. Houston (11/30/24)

Three-Point Field Goals	
Season	
Career	

Three-Point FG Attempted	
Season	
Career	

Free Throws	
Season	3 at New Mexico (1/11/25)
Career	3 at New Mexico (1/11/25)

Free Throws Attempted	
Season	7 vs. Colorado State (1/14/25)
Career	7 vs. Colorado State (1/14/25)

Steals	
Season	2 vs. San Diego (12/7/24)
	2 vs. Oregon (11/27/24)
	2 vs. Occidental (11/12/24)
Career	2 vs. San Diego (12/7/24)
	2 vs. Oregon (11/27/24)
	2 vs. Occidental (11/12/24)

Blocked Shots	
Season	1 at Nevaad (1/25/25)
	1 at Air Force (1/22/25)
	1 at New Mexico (1/11/25)
	1 vs. California (12/21/24)
	1 at Fresno State (12/4/24)
	1 vs. Oregon (11/27/24)
	1 vs. Gonzaga (11/18/24)
Career	1 at Nevada (1/25/25)
	1 at Air Force (1/22/25)
	1 at New Mexico (1/11/25)
	1 vs. California (12/21/24)
	1 at Fresno State (12/4/24)
	1 vs. Oregon (11/27/24)
	1 vs. Gonzaga (11/18/24)

Minutes Played	
Season	21:22 vs. Houston (11/30/24)
Career	21:22 vs. Houston (11/30/24)



5 • PHARAOH COMPTON (FAIR-oh)

FORWARD • 6-8 • 245 • FRESHMAN - HS
CHICAGO, ILL. (ARBOR VIEW HIGH (NEV.))

SDSU Record: 12-5 (.706)
MW Record: 5-3 (.625)

Quick Hits

- A four-star recruit according to ESPN, Rivals and 247Sports & rated the No. 1 recruit in the state of Nevada.
- An elite finisher around the rim with a 7-4 wingspan.

Trending

- In home games, averages 5.6 points and 3.3 rebounds per game.
- Is averaging 5.0 points and 2.5 rebounds per game in Mountain West games this season.
- Averaging 6.2 points and 2.8 rebounds per game over his last 13 games while shooting 64.8% from the field (35-of-54) during that span.
- Has four or more points in every game that he has scored in this season and his career.
- When playing on a neutral floor, averages 7.8 points and 3.0 rebounds per game while shooting 65.2% from the floor (15-of-23).
- In road games, averages 5.0 points and 2.3 rebounds.

As a Freshman (2024-25 Season)

- Made his collegiate debut vs. UC San Diego (11/6) w/ six points and three boards.
- Grabbed five rebounds and had his first assist with two steals against Occidental (11/12).
- Recorded his first career block with four points and three boards vs. Gonzaga (11/18).
- Scored six points and had four rebounds against Creighton (11/26).
- Reached a then career-high with eight points on 4-of-5 shooting vs. Oregon (11/27).
- Scored in double figures for the first time with 13 points against Houston (11/30).
- Reached double figures again with a dozen points while matching a career-high with six boards vs. San Diego (12/7).

High School

- A 2024 graduate of Arbor View High School in Las Vegas, Nev.
- As a senior, according to Maxpreps.com, averaged 19.7 points, while shooting 68.7 percent (224-of-326) from the floor, 9.0 rebounds, 3.6 blocks and 1.7 assists.
- First-team All-southern Nevada as a senior.
- Physically ready for the rigors of a college season.
- Can handle the basketball, score from all three levels and is also a distributor.
- Chose San Diego State over offers from LSU, Iowa, Tennessee, Arizona State, Kansas State, Ole Miss, Texas A&M, Washington State and UNLV, among others.

2024-25 GAME-BY-GAME STATISTICS

Opponent	GS	MP	FG	3FG	FT	O-D-R	PF	TP	A	TO	S	B
UC SAN DIEGO	14	3-4	0-0	0-0	0-3-3	0	6	0	1	0	0	0
OCCIDENTAL	14	2-5	0-0	0-0	0-5-5	2	4	1	0	2	0	0
GONZAGA	15	2-5	0-0	0-0	0-3-3	1	4	0	1	0	1	0
vs. Creighton	15	3-4	0-0	0-0	0-4-4	1	6	0	0	1	0	0
vs. Oregon	15	4-5	0-0	0-0	1-0-1	4	8	1	3	2	1	0
vs. Houston	21	6-11	0-0	1-5	2-1-3	2	13	1	0	0	0	0
at Fresno State	10	4-4	0-0	1-3	3-0-3	4	9	0	1	0	1	0
SAN DIEGO	20	6-9	0-0	0-1	1-5-6	4	12	1	2	2	0	0
CALIFORNIA BAPTIST	10	1-1	0-0	2-2	1-1-2	4	4	0	1	1	0	0
vs. California	12	2-3	0-0	0-1	2-2-4	4	4	0	1	0	1	0
UTAH STATE	14	3-5	0-0	2-2	0-3-3	0	8	0	1	0	0	0
at Boise State		INJ										
AIR FORCE	17	1-2	0-0	2-4	1-2-3	3	4	0	3	1	0	0
at New Mexico	17	1-2	0-0	3-6	0-4-4	2	5	0	0	0	1	0
COLORADO STATE	12	4-4	0-0	0-7	1-2-3	3	8	0	1	1	0	0
UNLV	12	0-2	0-0	0-0	0-2-2	0	0	2	1	0	0	0
at Air Force	8	0-0	0-0	0-0	0-1-1	2	0	0	0	0	1	1
at Nevada	12	3-6	0-0	0-0	0-1-1	4	6	1	1	1	1	1
SAN JOSE STATE												
WYOMING												
at Colorado State												
at San Jose State												
BOISE STATE												
FRESNO STATE												
at Utah State												
NEW MEXICO												
at Wyoming												
at UNLV												
NEVADA												

MISCELLANEOUS STATS/SAN DIEGO STATE RECORD

Category	2024-25 Season		Career		SDSU
	Games	SDSU W/L	Games		
Double-Figure Scoring	2	2-0	2		2-0
15-Point Games	0	0-0	0		0-0
Led SDSU in Scoring	0	0-0	0		0-0
Led SDSU in Rebounding	1	0-1	1		0-1
Led SDSU in Assists	0	0-0	0		0-0
Multiple Three-Pointers	0	0-0	0		0-0
One Turnover or Less	13	9-4	13		9-4
Consecutive Games	Current	Long			
Consecutive Games Played	6	11			
Without Fouling Out	17	17*			
Scoring A Point	1	14			
At Least One Three-Pointer	-	-			
One Turnover or Less	5	5*			

* - Denotes an active streak

COMPTON'S CAREER STATISTICS

Year	G-GS	Min.-Avg.	FG-FGA	Pct.	3P-3PA	Pct.	FT-FTA	Pct.	OR	DR	Reb	Avg.	PF-D	AT	TO	BS	ST	Pts	Avg.
24-25	17-0	238-14.0	45-72	.625	0-0	.000	11-31	.355	12	39	51	3.0	40-0	7	17	7	11	101	5.9

CAREER HIGHS

Points

Season 3 vs. Occidental (11/12/24)
Career 3 vs. Occidental (11/12/24)

Rebounds

Season 1 at Fresno State (12/4/24)
Career 1 at Fresno State (12/4/24)
1 vs. Saint Katherine (12/19/23)
1 at Air Force (2/6/24)
1 at Fresno State (2/24/24)

Assists

Season 1 vs. Occidental (11/12/24)
Career 1 vs. Occidental (11/12/24)

Field Goals

Season 1 vs. Occidental (11/12/24)
Career 1 vs. Occidental (11/12/24)

Field Goals Attempted

Season 4 vs. Occidental (11/12/24)
Career 4 vs. Occidental (11/12/24)

Three-Point Field Goals

Season 1 vs. Occidental (11/12/24)
Career 1 vs. Occidental (11/12/24)

Three-Point FG Attempted

Season 4 vs. Occidental (11/12/24)
Career 4 vs. Occidental (11/12/24)

Free Throws

Season 1 vs. Air Force (1/8/25)
Career 1 vs. Air Force (1/8/25)

Free Throws Attempted

Season 2 vs. Air Force (1/8/25)
Career 2 vs. Air Force (1/8/25)

Steals

Season
Career

Blocked Shots

Season
Career

Minutes Played

Season 6:13 vs. Occidental (11/24/24)
Career 8:59 vs. Saint Katherine (12/19/23)



6 • RYAN SCHWARZ (sh-WARS)

GUARD • 6-3 • 178 • SENIOR - SQ
ORINDA, CALIF. (MIRAMONTE HIGH)

SDSU Record: 10-1 (.909)
MW Record: 5-0 (1.000)

Quick Hits

- A non-scholarship player in his second year as an Aztec who has appeared in 11 games.

As a Junior (2024-25 Season)

- Made a three-pointer for his first collegiate points vs. Occidental (11/12).
- Grabbed an offensive rebound in a minute of action at Fresno State (12/4).
- Played for a minute against California (12/21).
- Went to the line for the first time, making one of two free throws vs. Air Force (1/8).

As a Junior (2023-24 Season)

- Made his college debut in two minutes of action vs. Cal State Fullerton (11/6).
- Played a career-high 8:59 against Saint Katherine (12/19), where he grabbed his first rebound and attempted a season-best three shots including a career-high two from the bonus distance.
- Added single rebounds, both on the defensive glass at Air Force (2/6) and at Fresno State (2/24).
- Saw action in two NCAA Tournament games; three minutes vs. Yale in the round of 32 and one minute vs. eventual champion Connecticut in the Sweet 16.

High School

- A 2021 graduate of Miramonte High School in Orinda, Calif.
- A three-year letterwinner.
- Earned second and first-team All-Diablo Athletic League honors in his junior and senior seasons respectively.

2024-25 GAME-BY-GAME STATISTICS

Opponent	GS	MP	FG	3FG	FT	O-D-R	PF	TP	A	TO	S	B
UC SAN DIEGO		DNP										
OCCIDENTAL	6	1-4	1-4	1-4	0-0-0	0	3	1	0	0	0	0
GONZAGA		INJ										
vs. Creighton		INJ										
vs. Oregon		INJ										
vs. Houston		INJ										
at Fresno State	1	0-0	0-0	0-0	1-0-1	0	0	0	0	0	0	0
SAN DIEGO		DNP										
CALIFORNIA BAPTIST		DNP										
vs. California	1	0-0	0-0	0-0	0-0-0	0	0	0	0	0	0	0
UTAH STATE		DNP										
at Boise State		DNP										
AIR FORCE	2	0-0	0-0	1-2	0-0-0	0	1	0	0	0	0	0
at New Mexico		DNP										
COLORADO STATE		DNP										
UNLV		DNP										
at Air Force		DNP										
at Nevada		DNP										
SAN JOSE STATE												
WYOMING												
at Colorado State												
at San Jose State												
BOISE STATE												
FRESNO STATE												
at Utah State												
NEW MEXICO												
at Wyoming												
at UNLV												
NEVADA												

MISCELLANEOUS STATS/SAN DIEGO STATE RECORD

Category	2024-25 Season		Career	
	Games	SDSU W/L	Games	SDSU W/L
Double-Figure Scoring	0	0-0	0	0-0
15-Point Games	0	0-0	0	0-0
Led SDSU in Scoring	0	0-0	0	0-0
Led SDSU in Rebounding	0	0-0	0	0-0
Led SDSU in Assists	0	0-0	0	0-0
Multiple Three-Pointers	0	0-0	0	0-0
One Turnover or Less	4	4-0	10	10-0
Consecutive Games	Current	Long		
Consecutive Games Played	-	1		
Without Fouling Out	11	11*		
Scoring A Point	1	1*		
At Least One Three-Pointer	-	1		
One Turnover or Less	8	8*		

* - Denotes an active streak

SCHWARZ'S CAREER STATISTICS

Year	G-GS	Min.-Avg.	FG-FGA	Pct.	3P-3PA	Pct.	FT-FTA	Pct.	OR	DR	Reb	Avg.	PF-D	AT	TO	BS	ST	Pts	Avg.
23-24	7-0	20-2.9	0-6	.000	0-4	.000	0-0	.000	0	3	3	0.4	0-0	0	3	0	0	0	0.0
24-25	4-0	10-2.5	1-4	.250	1-4	.250	1-2	.500	1	0	1	0.3	0-0	1	0	0	0	4	1.0
TOTAL	11-0	30-2.7	1-10	.100	1-8	.125	1-2	.500	1	3	4	0.4	0-0	1	3	0	0	4	0.4

CAREER HIGHS

Points

Season	
Career	6 vs. Saint Katherine (12/19/23)

Rebounds

Season	1 vs. Air Force (1/8/25)
	1 vs. Occidental (11/12/24)
Career	1 vs. Air Force (1/8/25)
	1 vs. Occidental (11/12/24)
	1 vs. Fresno State (1/3/24)

Assists

Season	
Career	1 vs. Cal State Fullerton (11/6/23)

Field Goals

Season	
Career	2 vs. Saint Katherine (12/19/23)

Field Goals Attempted

Season	4 vs. Occidental (11/12/24)
Career	4 vs. Occidental (11/12/24)
	4 vs. Saint Katherine (12/19/23)

Three-Point Field Goals

Season	
Career	1 vs. Saint Katherine (12/19/23)

Three-Point FG Attempted

Season	3 vs. Occidental (11/12/24)
Career	3 vs. Occidental (11/12/24)

Free Throws

Season	
Career	1 vs. Saint Katherine (12/19/23)

Free Throws Attempted

Season	1 vs. Occidental (11/12/24)
Career	2 vs. Saint Katherine (12/19/23)

Steals

Season	
Career	

Blocked Shots

Season	
Career	

Minutes Played

Season	6:13 vs. Occidental (11/12/24)
Career	6:29 vs. Saint Katherine (12/19/23)



8 • CAM LAWIN (LAH-ween)

GUARD • 6-3 • 173 • SOPHOMORE - SQ
CHICAGO, ILL. (ORR ACADEMY)

SDSU Record: 11-1 (.917)
MW Record: 4-0 (1.000)

Quick Hits

- A non-scholarship player who is in his third season as an Aztec and has appeared in 12 contests.

As a Sophomore (2024-25 Season)

- Had a rebound in six minutes against Occidental (11/12).
- Took a three pointer in one minute vs. California (12/21).
- Grabbed a board in three minutes of action against Air Force (1/8/25).

As a Redshirt Freshman (2023-24 Season)

- Made his college debut vs. Cal State Fullerton (11/6), where he had an assist.
- Played a career-high 2:03 against Point Loma Nazarene (11/27).
- Scored the first points of his collegiate career vs. Saint Katherine (12/19).
- Grabbed his first career rebound against Fresno State (1/3).
- Played for one minute against Colorado State (2/13).
- Saw two minutes of action at Fresno State (2/24).
- Played for three minutes vs. Yale (3/24).

As a Freshman (2022-23 Season)

- Utilized his redshirt season.

High School

- A 2022 graduate of Orr High School in Chicago, Ill.
- As a senior was a fourth-team *Chicago Sun-Times* All-City Team performer.
- Chose to attend San Diego State after offers from De Paul and Detroit Mercy.

2024-25 GAME-BY-GAME STATISTICS

Opponent	GS	MP	FG	3FG	FT	O-D-R	PF	TP	A	TO	S	B
UC SAN DIEGO		DNP										
OCCIDENTAL	6		0-4	0-3	0-1	1-0-1	1	0	0	0	0	0
GONZAGA		DNP										
vs. Creighton		DNP										
vs. Oregon		DNP										
vs. Houston		DNP										
at Fresno State		DNT										
SAN DIEGO		DNP										
CALIFORNIA BAPTIST		DNP										
vs. California	1		0-1	0-1	0-0	0-0-0	0	0	0	0	0	0
UTAH STATE		DNP										
at Boise State		DNP										
AIR FORCE	3		0-3	0-2	0-0	1-0-1	2	0	0	0	0	0
at New Mexico		DNP										
COLORADO STATE		DNP										
UNLV		DNP										
at Air Force		DNP										
at Nevada		DNP										
SAN JOSE STATE												
WYOMING												
at Colorado State												
at San Jose State												
BOISE STATE												
FRESNO STATE												
at Utah State												
NEW MEXICO												
at Wyoming												
at UNLV												
NEVADA												

MISCELLANEOUS STATS/SAN DIEGO STATE RECORD

Category	2024-25 Season Games	SDSU W/L	Career Games	SDSU W/L
Double-Figure Scoring	0	0-0	0	0-0
15-Point Games	0	0-0	0	0-0
Lead SDSU in Scoring	0	0-0	0	0-0
Lead SDSU in Rebounding	0	0-0	0	0-0
Lead SDSU in Assists	0	0-0	0	0-0
Multiple Three-Pointers	0	0-0	0	0-0
One Turnover or Less	3	3-0	12	11-1

Consecutive Games	Current	Long
Consecutive Games Played	-	2
Without Fouling Out	12	12*
Scoring A Point	-	1
At Least One Three-Pointer	-	1
One Turnover or Less	12	12*

* - Denotes an active streak

LAWIN'S CAREER STATISTICS

Year	G-GS	Min.-Avg.	FG-FGA	Pct.	3P-3PA	Pct.	FT-FTA	Pct.	OR	DR	Reb	Avg.	PF-D	AT	TO	BS	ST	Pts	Avg.
23-24	9-0	22-2.4	2-6	.333	1-4	.250	1-3	.333	0	1	1	0.1	0-0	1	0	0	0	6	0.7
24-25	3-0	10-3.3	0-8	.000	0-6	.000	0-1	.000	2	0	2	0.7	3-0	0	0	0	0	0	0.0
TOTAL	12-0	32-2.7	2-14	.143	1-10	.100	1-4	.250	2	1	3	0.3	3-0	1	0	0	0	6	0.5

CAREER HIGHS

Points

Season	18 vs. Oregon (11/27/24)
	18 vs. Creighton (11/26/24)
Career	18 vs. Oregon (11/27/24)
	18 vs. Creighton (11/26/24)

Rebounds

Season	9 vs. Creighton (11/26/24)
Career	9 vs. Creighton (11/26/24)

Assists

Season	4 vs. Utah State (12/28/24)
Career	4 vs. Utah State (12/28/24)

Field Goals

Season	7 vs. Oregon (11/27/24)
	7 vs. Creighton (11/26/24)
Career	7 vs. Oregon (11/27/24)
	7 vs. Creighton (11/26/24)

Field Goals Attempted

Season	13 vs. Oregon (11/27/24)
Career	13 vs. Oregon (11/27/24)

Three-Point Field Goals

Season	3 vs. Air Force (1/8/25)
	3 vs. Creighton (11/26/24)
Career	3 vs. Air Force (1/8/25)
	3 vs. Creighton (11/26/24)

Three-Point FG Attempted

Season	6 vs. Colorado State (1/14/25)
Career	6 vs. Colorado State (1/14/25)

Free Throws

Season	4 vs. Colorado State (1/14/25)
Career	4 vs. Colorado State (1/14/25)

Free Throws Attempted

Season	4 at Air Force (1/22/25)
	4 vs. Colorado State (1/14/25)
Career	4 at Air Force (1/22/25)
	4 vs. Colorado State (1/14/25)

Steals

Season	5 vs. Houston (11/30/24)
	5 vs. Occidental (11/12/24)
Career	5 vs. Houston (11/30/24)
	5 vs. Occidental (11/12/24)

Blocked Shots

Season	1 at New Mexico (1/11/25)
	1 vs. Creighton (11/26/24)
Career	1 at New Mexico (1/11/25)
	1 vs. Creighton (11/26/24)
	1 vs. Fresno State (1/3/24)

Minutes Played

Season	37:31 vs. Oregon (11/27/24)
Career	37:31 vs. Oregon (11/27/24)



10 • BJ DAVIS

GUARD • 6-2 • 175 • SOPHOMORE - SQ
MODESTO, CALIF. (MODESTO CHRISTIAN HIGH)

SDSU Record: 23-7 (.767)

MW Record: 10-3 (.769)

Quick Hits

- A four-star prospect according to 247Sports.com who was rated, at the time of his signing, the No. 122 recruit nationally, the No. 17 point guard and No. 18 overall in California.

Trending

- In his games at Viejas Arena, Davis is averaging 6.3 points and 2.1 rebounds and the Aztecs are 12-3.
- Is averaging 7.9 points, 2.7 rebounds and 1.7 assists per game in Mountain West games this year.
- SDSU is 16-4 when Davis collects a rebound while he averages 8.7 points and 3.2 boards.
- When Davis scores, the Aztecs are 17-6 and he averages 8.0 points and 2.7 rebounds per game.
- Has reached double figures in ten of 18 games this year after not doing so previously.
- Averages 8.4 points on 52.4% shooting (22-of-42) and 53.3% shooting from beyond the arc (8-of-15) and 2.7 rebounds per game when playing at a neutral site.
- In away games, averages 3.8 points, 1.5 rebounds and 1.0 assist per game.

As a Sophomore (2024-25 Season)

- Reached double figures with 11 points and four rebounds against UC San Diego (11/6).
- Tallied career-highs with 16 points and five steals against Occidental (11/12).
- Posted 15 points against Gonzaga (11/18).
- Became the second Aztec 6'2" or shorter with at least 18 points and nine rebounds in a game since at least 1996-97 against Creighton (11/26).
- Reached 18 points for the second consecutive game vs. Oregon (11/27).
- Tallied five steals against Houston (11/30).
- Matched a then career-high with three assists to go with 13 points and seven boards at Fresno State (12/4).
- Reached a dozen points against California (12/21).
- Set a career-high with four assists vs. Utah State (12/28).
- Matched a career-high with three three-pointers while scoring 15 points against Air Force (1/8).
- Scored twelve points including a career-high four free throws vs. Colorado State (1/14).
- Tallied ten points with four steals against UNLV (1/18).

As a Freshman (2023-24 Season)

- Made his college debut in 13:38 minutes of action vs. Cal State Fullerton (11/6).
- Recorded the first two points and first two steals of his college career against Point Loma Nazarene (11/27).
- Made his first career field goal and had his first rebounds and assist vs. Saint Katherine (12/19).
- Blocked a shot for the first time in his career against Fresno State (1/3).
- Saw three minutes of action at Air Force (2/6).
- Grabbed a rebound against Colorado State (2/13).
- Played for five minutes at Fresno State (2/24).
- Scored four points in four minutes against Yale (3/24).

High School

- A 2023 graduate of Modesto (Calif.) High School.
- In his senior campaign he averaged 18.4 points, 5.8 rebounds, 4.4 assists, and 1.9 steals, while shooting 44.8 percent from the field, 43.9 percent from distance and 82.4 percent from the line according to *MaxPreps*.
- In leading the Crusaders to a Sac-Joaquin Section Division I championship and the NorCal Regional Open Division final, was named a California All-State third-team honoree, the Sac-Joaquin Section co-MVP, and the Sacramento Bee's Player of the Year in his senior campaign.
- In two varsity seasons, according to *MaxPreps*, his teams went 57-13, including 23-1 in Tri-City Athletic League (TCAL) action.
- Completed his high school career with over 1,400 points, 500 rebounds and 400 assists.
- Chose San Diego State over the likes of Washington, Ole Miss, Washington State as well as Boise State, Fresno State, Wyoming and San Francisco among others.

2024-25 GAME-BY-GAME STATISTICS

Opponent	GS	MP	FG	3FG	FT	O-D-R	PF	TP	A	TO	S	B
UC SAN DIEGO	*	25	4-8	1-3	2-2	1-3-4	3	11	1	0	0	0
OCCIDENTAL	*	23	6-9	2-4	2-2	1-3-4	2	16	3	1	5	0
GONZAGA	*	21	6-9	2-4	1-2	0-1-1	4	15	0	1	1	0
vs. Creighton	*	31	7-11	3-5	1-2	0-9-9	2	18	0	2	1	1
vs. Oregon	*	30	7-13	2-4	2-2	1-2-3	5	18	3	1	1	0
vs. Houston	*	38	1-5	1-2	2-2	1-2-3	1	5	1	0	5	0
at Fresno State	*	26	5-10	1-4	2-3	0-7-7	3	13	3	3	0	0
SAN DIEGO	*	26	1-5	0-0	0-0	0-4-4	1	2	0	2	3	0
CALIFORNIA BAPTIST	*	21	1-3	0-1	0-0	0-2-2	2	2	0	0	2	0
vs. California	*	23	5-11	2-4	0-0	1-3-4	2	12	0	2	2	0
UTAH STATE	*	26	2-7	0-5	0-0	0-3-3	3	4	4	1	2	0
at Boise State	*	18	1-3	0-1	2-2	0-2-2	4	4	2	1	1	0
AIR FORCE	*	26	5-9	3-4	2-2	1-4-5	0	15	2	0	2	0
at New Mexico	*	23	0-5	0-2	2-2	0-0-0	3	2	1	2	2	0
COLORADO STATE	*	24	3-9	2-6	4-4	1-2-3	2	12	0	1	0	0
UNLV	*	31	4-8	2-4	0-1	0-1-1	1	10	1	0	4	0
at Air Force	*	31	2-8	0-3	2-4	0-2-2	4	6	2	1	0	0
at Nevada	*	14	2-3	1-2	0-0	0-1-1	4	5	0	0	0	0
SAN JOSE STATE												
WYOMING												
at Colorado State												
at San Jose State												
BOISE STATE												
FRESNO STATE												
at Utah State												
NEW MEXICO												
at Wyoming												
at UNLV												
NEVADA												

MISCELLANEOUS STATS/SAN DIEGO STATE RECORD

Category	2024-25 Season Games	SDSU W/L	Career Games	SDSU W/L
Double-Figure Scoring	10	7-3	10	7-3
15-Point Games	5	3-2	5	3-2

Led SDSU in Scoring	3	2-1	3	2-1
Led SDSU in Rebounding	1	1-0	1	1-0
Led SDSU in Assists	1	0-1	1	0-1

Multiple Three-Pointers	8	5-3	8	5-3
One Turnover or Less	13	9-4	25	19-6

Consecutive Games	Current	Long
Consecutive Games Played	20	20*
Without Fouling Out	13	16
Scoring A Point	20	20*
At Least One Three-Pointer	1	7
One Turnover or Less	4	15

* - Denotes an active streak

DAVIS' CAREER STATISTICS

Year	G-GS	Min.-Avg.	FG-FGA	Pct.	3P-3PA	Pct.	FT-FTA	Pct.	OR	DR	Reb	Avg.	PF-D	AT	TO	BS	ST	Pts	Avg.
23-24	12-0	66-55.5	3-15	.200	1-11	.091	7-9	.778	0	5	5	0.4	13-0	1	4	1	2	14	1.2
24-25	18-18	458-25.4	62-136	.456	22-58	.379	24-30	.800	7	51	58	3.2	46-1	23	18	2	31	170	9.4
TOTAL	30-18	525-17.5	65-151	.430	23-69	.333	31-39	.795	7	56	63	2.1	59-1	24	22	3	33	184	6.1

CAREER HIGHS

Points

Season 4 at Fresno State (12/4/24)
4 vs. Occidental (11/12/24)
Career 8 vs. Occidental (12/2/22)

Rebounds

Season 3 at Boise State (1/4/25)
Career 8 vs. Saint Katherine (12/19/23)

Assists

Season
Career 1 vs. UC Irvine (12/9/23)
1 vs. Occidental (12/2/22)

Field Goals

Season 2 at Fresno State (12/4/24)
2 vs. Occidental (11/12/24)
Career 3 vs. Occidental (12/2/22)

Field Goals Attempted

Season 3 vs. Occidental (11/12/24)
Career 5 vs. Occidental (12/2/22)

Three-Point Field Goals

Season
Career

Three-Point FG Attempted

Season
Career

Free Throws

Season 1at Boise State (1/4/25)
Career 2 vs. Occidental (12/2/22)

Free Throws Attempted

Season 2 at Boise State (1/4/25)
Career 2 at Boise State (1/4/25)
2 vs. Utah State (3/15/24)
2 vs. Point Loma Nazarene (11/27/23)
2 vs. Occidental (12/2/22)

Steals

Season
Career 2 vs. Saint Katherine (12/19/23)

Blocked Shots

Season 1 vs. Gonzaga (11/18/24)
Career 2 vs. Saint Katherine (12/19/23)

Minutes Played

Season 10:40 at Boise State (1/4/25)
Career 16:39 vs. UC Irvine (12/9/23)



11 • DEMARSHAY JOHNSON JR.

(duh-MAR-shay)

FORWARD • 6-10 • 222 • JUNIOR - SQ
OAKLAND, CALIF. (SALESIAN COLLEGE PREP)

SDSU Record: 27-6 (.818)

MW Record: 12-2 (.857)

Quick Hits

- In four high school seasons, led his team to a 101-12 record, including a 37-0 mark in Tri-County Athletic League (TCAL) play.

As a Junior (2024-25 Season)

- Scored four points and grabbed two rebounds in nine minutes against Occidental (11/12).
- Blocked a shot in four minutes against Gonzaga (11/18).
- Tallied four points, the most in his career against a DI opponent, at Fresno State (12/4).
- Made a basket in three minutes of action against California Baptist (12/11).
- Grabbed two rebounds in five minutes vs. California (12/21).
- Scored three points in a season-high 11 minutes at Boise State (1/4).
- Played for a minute against UNLV (1/18) and at Air Force (1/22).

As a Sophomore (2023-24 Season)

- Played seven minutes, grabbing two rebounds and one steal vs. Cal State Fullerton (11/6).
- Played five minutes and grabbed a rebound against Point Loma Nazarene (11/27).
- Matched a season-high with two rebounds at Grand Canyon (12/5).
- Recorded his first two points and first rebound of the season vs. UC Irvine (12/9).
- Blocked multiple shots for the first time in his career and reached a career-high with eight rebounds against Saint Katherine (12/19).
- Appeared in a career-high fourth straight game vs. Stanford (12/21).
- Had a dunk on an alley-oop from Miles Byrd against Wyoming (1/23).
- Saw three minutes of action at Air Force (2/6) and against Colorado State (2/13).
- Logged a rebound and a block at Fresno State (2/24).
- Grabbed a rebound in four minutes against Yale (3/24).

As A Redshirt Freshman (2022-23 Season)

- Appeared in his first game as an Aztec playing 4 minutes vs. Cal State Fullerton (11/7).
- Scored a season-high eight points in the win over Occidental (12/2), also added three rebounds, a block and an assist in a career-high 13:54 of court time.
- In total, saw time in eight games.

As A Freshman (2021-22 Season)

- Utilized his redshirt season.

High School

- A 2021 graduate of Salesian College Prep in Richmond, California.
- A three-star recruit according to Rivals and 247Sports, who also had him rated as the No. 27 center in the nation.
- The program won three TCAL championships and back-to-back (2017-18 & 2018-19) CIF North Coast Section Division III titles.
- As a sophomore earned honorable mention All-TCAL distinction as Salesian went 31-1, including 10-0 in league play.
- As a junior (2019-20) Salesian posted a 25-7 record, were TCAL champions with a 10-0 mark, and reached the semifinals of the CIF North Coast Section Open Division playoffs.
- In each of his first three years, Salesian finished the season nationally ranked No. 16 (2017-18), No. 14 (2018-19) and No. 31 (2019-20) according to maxpreps.com.
- Selected San Diego State among offers from UNLV, Pepperdine, and Cal Poly among others.

2024-25 GAME-BY-GAME STATISTICS

Opponent	GS	MP	FG	3FG	FT	O-D-R	PF	TP	A	TO	S	B
UC SAN DIEGO		DNP										
OCCIDENTAL	9	2-3	0-0	0-0	2-0-2	0	0	0	0	0	0	0
GONZAGA	4	0-0	0-0	0-0	0-0-0	1	0	0	0	0	0	1
vs. Creighton		DNP										
vs. Oregon		DNP										
vs. Houston		DNP										
at Fresno State	2	2-2	0-0	0-1	0-1-1	0	4	0	0	0	0	0
SAN DIEGO		DNP										
CALIFORNIA BAPTIST	3	1-1	0-0	0-0	0-0-0	1	2	0	0	0	0	0
vs. California	5	0-0	0-0	0-0	1-1-2	4	0	0	2	0	0	0
UTAH STATE		DNP										
at Boise State	11	1-2	0-0	1-2	2-1-3	3	3	0	0	0	0	0
AIR FORCE		ILL										
at New Mexico		DNP										
COLORADO STATE		DNP										
UNLV	1	0-0	0-0	0-0	0-0-0	0	0	0	1	0	0	0
at Air Force	1	0-0	0-0	0-0	0-0-0	0	0	0	0	0	0	0
at Nevada		DNP										
SAN JOSE STATE												
WYOMING												
at Colorado State												
at San Jose State												
BOISE STATE												
FRESNO STATE												
at Utah State												
NEW MEXICO												
at Wyoming												
at UNLV												
NEVADA												

MISCELLANEOUS STATS/SAN DIEGO STATE RECORD

Category	2023-24 Season		Career	
	Games	SDSU W/L	Games	SDSU W/L
Double-Figure Scoring	0	0-0	0	0-0
15-Point Games	0	0-0	0	0-0
Double Figure Rebounds	0	0-0	0	0-0
Led SDSU in Scoring	0	0-0	0	0-0
Led SDSU in Rebounding	0	0-0	0	0-0
Led SDSU in Assists	0	0-0	0	0-0
Multiple Blocked Shots	0	0-0	1	1-0
One Turnover or Less	7	5-2	30	24-6
Consecutive Games	Current	Long		
Consecutive Games Played	-	4		
Without Fouling Out	33	33*		
Scoring A Point	-	2		
One Turnover or Less	3	16		

* - Denotes an active streak

JOHNSON JR. CAREER STATISTICS

Year	G-GS	Min.-Avg.	FG-FGA	Pct.	3P-3PA	Pct.	FT-FTA	Pct.	OR	DR	Reb	Avg.	PF-D	AT	TO	BS	ST	Pts	Avg.
22-23	9-0	28-3.1	3-5	.600	0-0	.000	2-2	1.000	1	4	5	0.6	1-0	1	4	1	0	8	0.9
23-24	16-0	77-4.8	3-7	.429	0-0	.000	0-5	.000	5	10	15	1.0	13-0	1	4	4	3	6	0.4
24-25	8-0	36-4.5	6-8	.750	0-0	.000	1-3	.333	5	3	8	1.0	9-0	0	3	1	0	13	1.6
TOTAL	33-0	141-4.3	12-20	.600	0-0	.000	3-10	.300	11	17	28	0.8	23-0	2	11	6	3	27	0.8

CAREER HIGHS

Points

Season	
Career	24 vs. California (11/25/23)

Rebounds

Season	
Career	12 vs. UC Irvine (12/9/23)

Assists

Season	
Career	4 vs. Long Beach State (12/14/22)* 4 vs. Utah (1/14/23)*

Field Goals

Season	
Career	8 at Gonzaga (12/29/23) 8 vs. Long Beach State (12/14/22)*

Field Goals Attempted

Season	
Career	15 vs. Arizona (3/2/23)*

Three-Point Field Goals

Season	
Career	5 at Air Force (2/6/24)

Three-Point FG Attempted

Season	
Career	8 at Air Force (2/6/24)

Free Throws

Season	
Career	10 vs. California (11/25/23)

Free Throws Attempted

Season	
Career	10 vs. California (11/25/23)

Steals

Season	
Career	3 at Washington State (12/4/21)* 3 vs. Saint Joseph's (11/25/21)*

Blocked Shots

Season	
Career	2 at Brigham Young (11/10/23) 2 vs. Utah (1/14/23)* 2 vs. Colorado (1/12/23)* 2 vs. Long Beach State (12/14/22)* 2 vs. Tennessee (11/24/22)*

Minutes Played

Season	
Career	39:55 vs. California (11/25/23)

* - at Southern California



14 • REESE WATERS

GUARD • 6-6 • 207 • SENIOR - 1L

LONG BEACH, CALIF. (ST. BERNARD HIGH/SOUTHERN CALIFORNIA)

SDSU Record: 26-11 (.703)

MW Record: 11-7 (.611)

Quick Hits

- Enters the season 198 points from 1,000 for his career.
- Former Pac-12 Sixth Player of the Year.
- 2023 SoCal Showcase Most Valuable Player.

Trending

- In his last 45 games (seven as a Trojan), has averaged 9.9 points on 150-of-365 shooting from the floor (41.1 percent), including 56-of-156 from the bonus distance (35.9 percent), 3.8 rebounds and 1.1 assists.
- Has knocked down multiple 3-pointers in 26 college games and his team is 20-6 when he does and in those games he is hitting treys at a 57.4 percent clip (62-of-108).
- In the 27 career games (21-6) in which he records at least two assists, he is averaging 10.6 points, 3.1 rebounds and 2.3 assists.
- In his first 45 career games, averaged 4.0 points, 1.6 rebounds & 0.4 assists vs. the last 65 games in which those numbers have gone up to 9.7 points, 3.5 rebounds & 1.2 assists, which includes 9.6 points, 3.7 rebounds and 1.2 assists in 37 games as an Aztec.
- Has scored in double figures in 20 of the last 39 games, including 18-of-37 to start his Aztec career.
- Attempted more free throws (43) without a miss to start the 2023-24 season than any player in the country.

As a Junior (2023-24 Season)

- Versus Long Beach State (11/14), recorded 15 points for the third consecutive game.
- Set career-highs in points (24) and rebounds (7) vs. California (11/25).
- Grabbed a career-high 12 rebounds and had his first double-double with 11 points vs. UCI (12/9).
- Finished with 22 points while matching a career-high with eight field goals at Gonzaga (12/19).
- Led the Aztecs with 17 points on 7-of-9 shooting (3-of-3 from three) at Colorado State (1/30).
- Set a career-high with five three-pointers at Air Force (2/6).

As a Sophomore (2022-23 Season)

- Earned his first career start in the season opener, vs. Florida Gulf Coast (11/7), and then started the next six contests, as well as the team's regular-season finale vs. Arizona State (3/4).
- Averaged 9.8 points and 3.2 rebounds in 25.3 minutes per game.
- Added 33 assists, 21 steals and 12 blocks in 734 minutes
- Shot 102-of-233 (43.8 percent), 24-of-81 from distance (29.6 percent), & 55-of-71 from the line (77.5 percent).
- Scored in double figures 13 times, including a career-high 20 vs. Long Beach State (12/14).
- Shot 40.0 percent or better in 15 contests, including a 7-of-7 effort at No. 10 UCLA (1/5).
- Established a career-high when he made three 3-pointers vs. Alabama State (11/10).
- In four games pulled down a career-best six rebounds – at California (11/30), vs. Utah (1/14), at Utah (2/25) and vs No. 8 Arizona (3/2).
- Dished out a season-best four assists vs. Long Beach State and Utah among 10 multi-assist games, including a season-high two steals vs. Mount Saint Mary's (11/18), Cal State Fullerton (12/7), Long Beach State, No. 19 Auburn (12/18), Washington State (12/2) and Stanford.
- Set and then equaled a career-best two blocks vs. No. 22 Tennessee (11/24), Long Beach State, Colorado (1/12) and Utah.
- Saw a career-high 40 minutes of action vs. Tennessee.

As a Freshman (2021-22 Season)

- Appeared in 33 of the team's 34 games, all off the bench.
- Averaged 4.8 points and 1.8 rebounds in 13.8 minutes per game.
- Led the Trojans in both three-point (46.0 percent) and free throw shooting (86.4 percent on 38-of-44).
- In games in which he attempted multiple field goals, the team went 20-5 and he shot 46.2 percent (49-of-106).
- When he grabbed at least three rebounds, the team posted an 11-2 mark.

As a Freshman (2020-21 Season)

- Joined the team in mid-season and made his collegiate debut against Santa Clara (12/29) hitting his first shot attempt, a 3-pointer, and grabbing a rebound while scoring five points in five minutes.
- Played a season-best 10 minutes vs. Stanford (3/3), where he grabbed a season-high two rebounds.

2022-25 GAME-BY-GAME STATISTICS

Opponent	GS	MP	FG	3FG	FT	O-D-R	PF	TP	A	TO	S	B
UC SAN DIEGO		INJ										
OCCIDENTAL		INJ										
GONZAGA		INJ										
vs. Creighton		INJ										
vs. Oregon		INJ										
vs. Houston		INJ										
at Fresno State		INJ										
SAN DIEGO		INJ										
CALIFORNIA BAPTIST		INJ										
vs. California		INJ										
UTAH STATE		INJ										
at Boise State		INJ										
AIR FORCE		INJ										
at New Mexico		INJ										
COLORADO STATE		INJ										
UNLV		INJ										
at Air Force		INJ										
at Nevada		INJ										
SAN JOSE STATE												
WYOMING												
at Colorado State												
at San Jose State												
BOISE STATE												
FRESNO STATE												
at Utah State												
NEW MEXICO												
at Wyoming												
at UNLV												
NEVADA												

MISCELLANEOUS STATS/TEAM RECORD

	2024-25 Season		Career	SDSU-USC
Category	Games	SDSU W/L	Games	W/L
Double-Figure Scoring	0	0-0	34	24-10
15-Point Games	0	0-0	16	10-6
Led TEAM in Scoring	0	0-0	8	5-3
Led TEAM in Rebounding	0	0-0	4	2-2
Led TEAM in Assists	0	0-0	2	1-1
Multiple Steals	0	0-0	14	12-2
One Turnover or Less	0	0-0	79	60-19
Consecutive Games	Current	Long		
Consecutive Games Played	-	44		
Without Fouling Out	-	69		
Scoring A Point	23	48		
One Turnover or Less	3	19		

* - Denotes an active streak

HONORS

2023-24

Oscar Robertson Award National POW (12/31)
Mountain West Player of the Week (1/2)
SoCal Showcase Most Valuable Player

2022-23

Pac-12 Sixth Player of the Year

WATERS' CAREER STATISTICS

Year	G-GS	Min.-Avg.	FG-FGA	Pct.	3P-3PA	Pct.	FT-FTA	Pct.	OR	DR	Reb	Avg.	PF-D	AT	TO	BS	ST	Pts	Avg.
20-21*	10-0	33-3.3	2-8	.250	1-6	.167	0-0	.000	2	4	6	0.6	6-0	0	2	1	0	5	0.5
21-22*	33-0	454-13.8	49-111	.441	23-50	.496	38-44	.864	21	38	59	1.8	45-2	18	21	6	13	159	4.8
22-23*	29-8	734-25.3	102-233	.438	24-81	.296	55-71	.775	22	71	93	3.2	62-0	33	55	23	21	283	9.8
23-24	37-23	947-25.6	122-304	.401	46-134	.343	65-72	.903	18	119	137	3.7	59-1	43	38	8	21	355	9.6
24-25																			
TOTAL	109-31	1,168-19.9	275-656	.419	94-271	.347	158-187	.845	63	232	395	2.7	172-3	94	116	27	55	802	7.4

*- at Southern California

CAREER HIGHS

Points

Season	25 vs. Colorado State (1/14/25)
Career	25 vs. Colorado State (1/14/25)

Rebounds

Season	11 at Fresno State (12/4/24)
Career	11 at Fresno State (12/4/24)

Assists

Season	9 at Nevada (1/25/25)
Career	9 at Nevada (1/25/25)

Field Goals

Season	8 vs. Colorado State (1/14/25)
	8 at Boise State (1/4/25)
Career	8 vs. Colorado State (1/14/25)
	8 at Boise State (1/4/25)

Field Goals Attempted

Season	20 vs. UNLV (1/18/25)
Career	20 vs. UNLV (1/18/25)

Three-Point Field Goals

Season	5 vs. Colorado State (1/14/25)
Career	5 vs. Colorado State (1/14/25)

Three-Point FG Attempted

Season	12 vs. UNLV (1/18/25)
Career	12 vs. UNLV (1/18/25)

Free Throws

Season	7 vs. Houston (11/30/24)
Career	7 vs. Houston (11/30/24)

Free Throws Attempted

Season	8 vs. Houston (11/30/24)
Career	8 vs. Houston (11/30/24)

Steals

Season	7 vs. Colorado State (1/14/25)
Career	7 vs. Colorado State (1/14/25)

Blocked Shots

Season	4 vs. UC San Diego (11/6/24)
Career	4 vs. UC San Diego (11/6/24)
	4 vs. New Mexico (2/16/24)

Minutes Played

Season	36:43 vs. Houston (11/30/24)
Career	36:43 vs. Houston (11/30/24)



21 • MILES BYRD

GUARD • 6-7 • 190 • SOPHOMORE - 1L
STOCKTON, CALIF. (LINCOLN HIGH)

SDSU Record: 40-15 (.727)
MW Record: 17-10 (.630)

Quick Hits

- A four-star prospect according to 247Sports.com who was rated, at the time of his signing, the No. 89 recruit nationally, the No. 20 shooting guard and No. 10 overall in California.

Trending

- Through games of 1/25, tied for No. 47 in the nation with a 1.73 steal/turnover ratio and ranks 30th with 2.24 steals/game while ranking No. 39 with 3.03 steals/40 minutes (min. 165 minutes).
- When Byrd plays in Viejas Arena, he is averaging 7.3 points, 2.8 rebounds, 1.6 assists and 1.3 steals per game while the Aztecs hold a 22-4 record.
- Is averaging 14.6 points, 4.6 rebounds, 2.8 steals and 2.6 assists per game in Mountain West games this season.
- When he hits multiple field goals, the team is 21-7 and he is scoring 12.0 points per game while shooting at a 44.1 percent rate (113-of-256) from the field and 39.1% (54-of-138) from deep.
- In games where he dishes out at least two assists, the team is 18-6.
- SDSU is 9-3 in neutral games that Byrd plays in while he is averaging 6.8 points, 3.0 rebounds and 1.4 assists per game in those contests.
- In career away games, averages 7.2 points, 3.0 rebounds and 1.0 assist per game.

As a Sophomore (2024-25 Season)

- Became the second DI player since 2014-15 with at least 20 points, eight rebounds, five steals and four blocks in a game against UC San Diego (11/6).
- Reached double figures with 16 points against Creighton (11/26) and 10 vs. Oregon (11/27).
- Led the Aztecs with 18 points to go with six boards against Houston (11/30).
- Grabbed double digit rebounds (11) for the first time, scoring nine points at Fresno State (12/4).
- Tallied 13 points while shooting 2-of-3 from deep with three assists against San Diego (12/7).
- Paced the team with 19 points against California Baptist (12/11).
- Led the team with three assists while scoring a dozen points vs. California (12/21).
- Totaled a career-high 22 points on 8-of-15 shooting at Boise State (1/4).
- Led the squad with 14 points at New Mexico (1/11).
- Became the first Aztec since at least 1996-97 with 25 points, seven steals and five rebounds in a game vs. Colorado State (1/14).
- Totaled 21 points against UNLV (1/18).
- Became the first Aztecs since at least 1996-97 with nine assists, three steals and a block in a game at Nevada (1/25).

As a Freshman (2023-24 Season)

- Tied for the team lead with four assists vs. Saint Mary's (11/17), then a career best.
- Scored a season-high 13 points at New Mexico (1/13).
- Blocked a career-high four shots and matched a career-high with a team-leading six assists vs. New Mexico, becoming the first Aztec to do both since at least 1996-97.
- Reached double figures for the second time in his career with 10 points at Utah State (2/20).
- Scored nine points including matching a then career-high with three 3-pointers vs. Yale (3/24).

As a Redshirt Freshman (2022-23)

- Collegiate debut came vs Cal State Fullerton (11/7) where he knocked down his first FG attempt.
- Scored a season-high eight points, incl. a season-best two 3-pointers, and dished out a season-high six assists vs. Occidental (12/2).

High School

- A 2022 graduate of Lincoln High School in Stockton, California.
- A four-star prospect according to 247Sports.com who was rated, at the time of his signing, the No. 89 recruit nationally, the No. 20 shooting guard and No. 10 overall in California.
- In his senior campaign he averaged 17.2 points, 5.2 rebounds, 3.3 assists, 2.8 steals and 1.2 blocks according to MaxPreps.
- As a senior was a McDonald's All-American nominee, named first team All-Northern California by MaxPreps, first-team all-state by CalHiSports and the SachSports Winter Player of the Year, TCAL co-Most Valuable Player of the Year.
- In three varsity seasons, according to MaxPreps, his teams went 58-11, including 26-4 in Tri-City Athletic League (TCAL) action and, as a senior, won the TCAL title for the first time since 2018 and its first playoff game since 2013.
- He led the program to the state playoffs for the first time since 1982.
- In the classroom, earned inclusion on the West team of the All-Academic All-America Game as a senior and was an honor roll designee in six of his eight high school semesters
- In a shortened junior campaign, due to COVID, he averaged 16.8 points, 6.8 rebounds 3.5 assists, 3.5 steals and 2.2 blocks
- Chose San Diego State over the likes of Villanova, Washington, Minnesota, Saint Mary's, and Colorado State among others.

BYRD'S CAREER STATISTICS

Year	G-GS	Min.-Avg.	FG-FGA	Pct.	3P-3PA	Pct.	FT-FTA	Pct.	OR	DR	Reb	Avg.	PF-D	AT	TO	BS	ST	Pts	Avg.
22-23	4-0	40-10.0	7-13	.538	2-7	.286	1-2	.500	0	2	2	0.5	3-0	6	4	0	2	17	4.3
23-24	34-0	479-14.1	46-121	.380	23-74	.311	22-26	.846	12	74	86	2.5	44-0	31	30	20	27	137	4.0
24-25	17-17	505-29.7	76-192	.396	38-106	.358	49-58	.845	14	58	72	4.2	38-2	43	22	19	37	239	14.1
TOTAL	55-17	1020-18.5	129-326	.396	63-187	.337	72-86	.837	26	134	160	2.9	85-2	80	56	39	66	393	7.1

2024-25 GAME-BY-GAME STATISTICS

Opponent	GS	MP	FG	3FG	FT	O-D-R	PF	TP	A	TO	S	B
UC SAN DIEGO	*	31	7-12	4-8	2-2	1-7-8	3	20	3	1	5	4
OCCIDENTAL		INJ										
GONZAGA	*	22	0-5	0-4	0-0	2-3-5	1	0	3	3	1	0
vs. Creighton	*	29	6-10	2-4	2-2	0-2-2	2	16	2	0	2	2
vs. Oregon	*	32	4-11	1-5	1-1	0-2-2	1	10	1	2	3	2
vs. Houston	*	37	4-12	3-10	7-8	3-3-6	2	18	3	0	0	0
at Fresno State	*	27	4-11	1-3	0-0	2-8-11	4	9	2	3	1	0
SAN DIEGO	*	29	4-10	2-3	3-3	1-2-3	3	13	3	1	0	1
CALIFORNIA BAPTIST	*	31	5-9	4-6	5-6	0-1-1	1	19	2	2	1	0
vs. California	*	26	3-10	2-6	4-4	0-5-5	0	12	3	0	1	2
UTAH STATE	*	23	3-7	2-5	6-6	1-1-2	5	14	3	3	2	0
at Boise State	*	34	8-15	3-6	3-7	1-3-4	3	22	2	1	1	0
AIR FORCE	*	21	3-10	0-5	1-1	1-3-4	2	7	2	0	3	2
at New Mexico	*	33	5-13	3-7	1-3	1-3-4	1	14	2	1	3	0
COLORADO STATE	*	33	8-15	5-9	4-4	1-5-6	2	25	1	1	7	1
UNLV	*	34	7-20	4-12	3-3	0-3-3	4	21	1	1	0	1
at Air Force	*	25	2-9	0-6	4-4	0-2-2	5	8	1	0	4	3
at Nevada	*	34	3-13	2-7	3-4	0-4-4	0	11	9	3	3	1
SAN JOSE STATE												
WYOMING												
at Colorado State												
at San Jose State												
BOISE STATE												
FRESNO STATE												
at Utah State												
NEW MEXICO												
at Wyoming												
at UNLV												
NEVADA												

MISCELLANEOUS STATS/SAN DIEGO STATE RECORD

Category	2024-25 Season Games	SDSU W/L	Career Games	SDSU W/L
Double-Figure Scoring	13	9-4	15	9-6
15-Point Games	7	6-1	7	6-1
Lead SDSU in Scoring	8	5-3	8	5-3
Lead SDSU in Rebounding	2	1-1	2	1-1
Lead SDSU in Assists	3	2-1	5	4-1
Multiple Three-Pointers	12	9-3	16	12-4
One Turnover or Less	10	8-2	41	31-10
Consecutive Games	Current	Long		
Consecutive Games Played	16	30		
Without Fouling Out	1	47		
Scoring A Point	15	15*		
At Least One Three-Pointer	1	9		
One Turnover or Less	-	13		

* - Denotes an active streak

CAREER HIGHS

Points

Season 9 vs. Occidental (11/12/24)
Career 39 vs. Dartmouth (3/2/24)+

Rebounds

Season 4 vs. Air Force (1/8/25)
4 vs. Occidental (11/12/24)
Career 7 vs. Stony Brook (12/29/23)+

Assists

Season 5 vs. Occidental (11/12/24)
Career 5 vs. Occidental (11/12/24)
5 at Cornell (2/24/24)+
5 vs. Columbia (2/10/24)+
5 vs. Sacred Heart (12/5/21)+

Field Goals

Season 3 vs. Occidental (11/12/24)
Career 14 vs. Dartmouth (3/2/24)+

Field Goals Attempted

Season 5 vs. Occidental (11/12/24)
Career 16 vs. Dartmouth (3/2/24)+

Three-Point Field Goals

Season 3 vs. Occidental (11/12/24)
Career 10 vs. Dartmouth (3/2/24)+

Three-Point FG Attempted

Season 5 vs. Occidental (11/12/24)
Career 12 vs. Dartmouth (3/2/24)+

Free Throws

Season
Career 3 vs. Princeton (3/16/24)+

Free Throws Attempted

Season
Career 4 vs. Princeton (3/16/24)+
4 at Rhode Island (12/6/23)+

Steals

Season 1 at Air Force (1/22/25)
1 vs. Air Force (1/8/25)
1 vs. Occidental (11/12/24)
Career 5 vs. Penn (1/2/23)+

Blocked Shots

Season
Career 2 at Penn (1/2/23)+

Minutes Played

Season 20:13 vs. Occidental (11/12/24)
Career 36:17 at Stony Brook (12/29/23)+

+ - at Brown



23 • KIMO FERRARI (KEY-mo)

GUARD • 6-0 • 178 • SENIOR - TR
SAN DIEGO, CALIF. (FRANCIS PARKER SCHOOL/BROWN)

SDSU Record: 8-2 (.800)
MW Record: 5-2 (.714)

Quick Hits

- Scored a career-high 39 points in his senior-night game vs. Dartmouth, making a career-best and Brown program record 10 three pointers to lead the Bears to their first Ivy Madness tournament.
- Ten 3-pointers made are second most in a game in Ivy League history and tied for the most nationally in a game in 2023-24.
- A 2024 graduate of Brown, who has one year of eligibility.

Trending

- Averaged 11.5 points, 2.8 rebounds and 2.4 assists in his final eight games at Brown.
- When Ferrari grabs at least four rebounds, his team is 10-3 and he is averaging 7.6 points per game on 50.7% shooting (34-of-67).

As a Senior (2024-25 Season)

- Grabbed a rebound in his San Diego State debut against UC San Diego (11/6).
- Matched a career-high with five assists along with nine points vs. Occidental (11/12).
- Saw 3:43 of action at Fresno State (12/4).
- Attempted a pair of three pointers in four minutes against California (12/21).
- Had a steal and a layup with four rebounds in 20 minutes of action vs. Air Force (1/8).
- Drained a three-pointer and grabbed a board vs. Colorado State (1/14) and at Air Force (1/22).

As a Senior at Brown (2023-24 Season)

- In 26 appearances, earned a single-season high seven starts.
- Scored at least 10 points in six games (4-2) with a career-high 39 vs. Dartmouth (3/2).
- Before his 39-point game, he had never scored more than 18 in a college contest.
- Knocked down multiple shots from the bonus distance in 10 contests with a career-high 10 vs. Dartmouth and had six at Columbia (2/23).
- Set a career-high with seven boards at Stony Brook (12/29) among 17 games with multiple rebounds.
- In three games, matched a career-high with two offensive boards - vs. Siena (12/22), vs. Columbia (2/10) and vs. Princeton (3/16) in Ivy Madness.
- Dropped multiple dimes in 15 games, including a career-high matching five vs. Columbia and at Cornell (2/24).
- Blocked a career-best two shots at Penn (2/17).
- Played double-digit minutes in each of his 26 appearances and established a career-high with 36:17 at Stony Brook.

As a Junior at Brown (2022-23 Season)

- Earned his first collegiate start at Cornell (1/28).
- Dished out multiple assists in 11 contests with a season-best four vs. Columbia (1/21).
- Posted 11 multi-rebound games with a season-high four boards at Hartford (12/4) and vs. New Hampshire (12/21) and had his first game with two or more offensive rebounds at Cornell.
- Matched a then career-best with four field goals at Yale.
- Dropped a season-high three triples at Yale and at Dartmouth (2/3).
- First career blocked shot came vs. Maine (11/27).
- Earned double digit minutes in each of his 24 appearances with a then career-high 31 at Cornell.

As a Sophomore at Brown (2021-22 Season)

- Made his college debut vs. Salve Regina (11/9) & scored five points and grabbed three rebounds.
- Reached double figure points for the first time as a collegian with 12 vs. Vermont (12/10) and matched it vs. Penn (2/19).
- Ranked third on the squad with 27 made 3-pointers and second in 3-point percentage (.360).
- Twice drained a then career-high four field goals - vs. Vermont and Penn (2/19).
- Was successful on at least 40 percent of his field goal attempts in 11 games (7-4).
- Set a career-high with five assists vs. Sacred Heart among seven games (6-1) with multiple assists.
- Reached double figures minutes in 24 of his 25 appearances, with season-highs of 23 minutes vs. Bryant (11/26), at Quinnipiac (11/28) and vs. Penn.

As a Freshman at Brown (2020-21)

- Season canceled by the Ivy League due to the COVID-19 pandemic.

2024-25 GAME-BY-GAME STATISTICS

Opponent	GS	MP	FG	3FG	FT	O-D-R	PF	TP	A	TO	S	B
UC SAN DIEGO		2	0-0	0-0	0-0	1-0-1	0	0	0	0	0	0
OCCIDENTAL		20	3-5	3-5	0-0	2-2-4	3	9	5	0	1	0
GONZAGA		DNP										
vs. Creighton		DNP										
vs. Oregon		DNP										
vs. Houston		DNP										
at Fresno State		4	0-0	0-0	0-0	0-0-0	0	0	0	0	0	0
SAN DIEGO		DNP										
CALIFORNIA BAPTIST		DNP										
vs. California		4	0-2	0-2	0-0	0-0-0	0	0	0	0	0	0
UTAH STATE		DNP										
at Boise State		DNP										
AIR FORCE		20	1-3	0-2	0-0	3-1-4	1	2	0	0	1	0
at New Mexico		2	0-0	0-0	0-0-0	0	0	0	0	0	0	0
COLORADO STATE		3	1-1	1-1	0-0	0-1-1	1	3	0	0	0	0
UNLV		0+	0-0	0-0	0-0	0-0-0	0	0	0	0	0	0
at Air Force		11	1-1	1-1	0-0	1-0-1	1	3	0	0	1	0
at Nevada		3	1-2	1-2	0-0	0-0-0	0	3	0	0	0	0
SAN JOSE STATE												
WYOMING												
at Colorado State												
at San Jose State												
BOISE STATE												
FRESNO STATE												
at Utah State												
NEW MEXICO												
at Wyoming												
at UNLV												
NEVADA												

MISCELLANEOUS STATS/TEAM RECORD

Category	2024-25 Season Games	BU W/L	Career Games	SDSU-BU W/L
Double-Figure Scoring	0	0-0	9	4-5
15-Point Games	0	0-0	2	2-0

Led TEAM in Scoring	0	0-0	2	2-0
Led TEAM in Rebounding	0	0-0	0	0-0
Led TEAM in Assists	1	1-0	9	5-4

Multiple Three-Pointers	2	2-0	25	13-12
One Turnover or Less	10	8-2	75	41-34

Consecutive Games	Current	Long
Consecutive Games Played	6	23
Without Fouling Out	10	19
Scoring A Point	2	10
At Least One Three-Pointer	2	9
One Turnover or Less	14	19

* - Denotes an active streak

HONORS

2023-24

Ivy League Player of the Week (3/4)
Academic All-Ivy League

FERRARI'S CAREER STATISTICS

Year	G-GS	Min-Avg.	FG-FGA	Pct.	3P-3PA	Pct.	FT-FTA	Pct.	OR	DR	Reb	Avg.	PF-D	AT	TO	BS	ST	Pts	Avg.
21-22+	25-0	421-16.8	33-90	.367	27-75	.360	6-9	.667	10	26	36	1.4	62-2	30	16	0	15	99	4.0
22-23+	24-1	542-22.6	32-88	.364	22-68	.324	8-12	.667	7	38	45	1.9	52-1	33	16	1	21	91	3.9
23-24+	26-7	686-26.4	59-127	.465	43-96	.448	14-22	.636	11	55	66	2.5	66-3	51	24	3	29	175	6.7
24-25	10-0	67-6.7	7-14	.500	6-13	.462	0-0	.000	7	4	11	1.1	6-0	5	0	0	3	20	2.0
TOTAL	85-8	1,718-20.2	131-319	.411	98-252	.389	28-43	.651	35	123	158	1.9	186-6	119	56	4	68	388	4.6

+ - at Brown

CAREER HIGHS

Points	
Season	14 at Nevada (1/25/25)
	14 vs. Occidental (11/12/24)
Career	14 at Nevada (1/25/25)
	14 vs. Occidental (11/12/24)

Rebounds	
Season	7 at Air Force (1/22/25)
	7 vs. UNLV (1/18/25)
Career	7 at Air Force (1/22/25)
	7 vs. UNLV (1/18/25)

Assists	
Season	5 vs. Occidental (11/12/24)
Career	5 vs. Occidental (11/12/24)

Field Goals	
Season	5 at Air Force (1/22/25)
	5 vs. Occidental (11/12/24)
Career	5 at Air Force (1/22/25)
	5 vs. Occidental (11/12/24)

Field Goals Attempted	
Season	11 vs. Air Force (1/8/25)
Career	11 vs. Air Force (1/8/25)

Three-Point Field Goals	
Season	4 at Nevada (1/25/25)
	4 vs. Occidental (11/12/24)
Career	4 at Nevada (1/25/25)
	4 vs. Occidental (11/12/24)

Three-Point FG Attempted	
Season	7 vs. Occidental (11/12/24)
Career	7 vs. Occidental (11/12/24)

Free Throws	
Season	4 at Boise State (1/4/25)
Career	4 at Boise State (1/4/25)

Free Throws Attempted	
Season	5 at Boise State (1/4/25)
Career	5 at Boise State (1/4/25)

Steals	
Season	3 vs. Utah State (12/28/24)
	3 vs. California (12/21/24)
Career	3 vs. Utah State (12/28/24)
	3 vs. California (12/21/24)

Blocked Shots	
Season	2 vs. UNLV (1/18/25)
	2 vs. Creighton (11/26/24)
Career	2 vs. UNLV (1/18/25)
	2 vs. Creighton (11/26/24)

Minutes Played	
Season	27:22 at Nevada (1/25/25)
Career	27:22 at Nevada (1/25/25)



24 • TAJ DeGOURVILLE

(TAH-zh DUH-gore-vil)

GUARD • 6-5 • 208 • FRESHMAN - HS
LAS VEGAS, NEV. (WASATCH ACADEMY (UTAH))

SDSU Record: 13-5 (.722)
MW Record: 6-3 (.667)

Quick Hits

- A four-star recruit according to ESPN and three-star prospect from Rivals and 247Sports & rated the No. 2 recruit in the state of Nevada.
- A physical guard who can handle the basketball, score from all three levels and compete on the defensive end.

Trending

- When playing at home, averages 5.9 points, 3.7 rebounds and 2.7 assists per game.
- Is averaging 6.8 points, 3.7 rebounds and 1.9 assists per game in Mountain West games.
- Has scored in 15 of his 18 games as an Aztec
- Scored four or more points in 14 of the 15 games in which he has scored.
- In road games, averages 8.4 points, 3.8 rebounds and 1.2 assists.

As a Freshman (2024-25 Season)

- Made his college debut vs. UC San Diego (11/6) w/ two assists, three rebounds and a block.
- Scored his first points in a 14 point, six rebound, five assist performance vs. Occidental (11/12).
- Had five points and three boards in a career-high 22 minutes against Gonzaga (11/18).
- Reached nine points vs. San Diego (12/7).
- Had a career-high three steals against California (12/21) and Utah State (12/28).
- Led the team with six rebounds while reaching double figures for the second time with 13 points at Boise State (1/5).
- Grabbed a career-high seven rebounds and matched a career-high with two blocks to go along with nine points against UNLV (1/18).
- Had seven boards again with 11 points at Air Force (1/22).
- Matched a career-high with 14 points while shooting 4-of-5 from beyond the arc at Nevada (1/25).

High School

- A 2024 graduate of Wasatch Academy in Mt. Pleasant, Utah.
- Spent his first three years of high school at Durango High School in Las Vegas.
- First-team All-southern Nevada as a junior.
- Physically ready for the rigors of a college season who also possesses a 7-0 wingspan.
- Chose San Diego State over interest from Southern California, Iowa, Oklahoma and Harvard as well as Mountain West programs Nevada and Utah State, among others.

2024-25 GAME-BY-GAME STATISTICS

Opponent	GS	MP	FG	3FG	FT	O-D-R	PF	TP	A	TO	S	B
UC SAN DIEGO	14	0-2	0-1	0-0	0-3-3	2	0	2	1	0	1	
OCCIDENTAL	21	5-9	4-7	0-0	1-5-6	2	14	5	0	2	0	
GONZAGA	22	2-5	1-3	0-0	0-3-3	3	5	1	1	1	1	
vs. Creighton	13	2-4	0-0	0-0	0-3-3	1	4	1	1	0	2	
vs. Oregon	16	2-4	0-2	0-0	0-1-1	2	4	4	0	0	1	
vs. Texas A&M	11	0-2	0-1	1-2	0-2-2	0	1	1	1	0	0	
at Fresno State	22	1-4	0-2	2-2	0-2-2	4	4	2	1	0	1	
SAN DIEGO	17	4-10	1-5	0-0	0-3-3	0	9	2	1	0	0	
CALIFORNIA BAPTIST	18	2-3	1-2	1-1	1-3-4	0	6	3	0	0	0	
vs. California	18	1-6	0-2	2-2	2-2-4	0	4	1	1	3	1	
UTAH STATE	21	2-2	2-2	0-0	0-1-1	2	6	2	1	3	0	
at Boise State	21	4-7	1-2	4-5	2-4-6	2	13	1	1	1	0	
AIR FORCE	22	2-11	0-5	0-0	1-2-3	1	4	4	0	0	0	
at New Mexico	17	0-1	0-1	0-0	0-3-3	1	0	0	3	0	0	
COLORADO STATE	14	0-6	0-3	0-0	1-2-3	2	0	4	1	0	0	
UNLV	21	3-8	1-3	2-3	0-7-7	2	9	2	3	1	2	
at Air Force	26	5-9	1-3	0-0	4-3-7	1	11	0	1	1	0	
at Nevada	27	4-6	4-5	2-2	0-1-1	1	14	3	1	0	0	
SAN JOSE STATE												
WYOMING												
at Colorado State												
at San Jose State												
BOISE STATE												
FRESNO STATE												
at Utah State												
NEW MEXICO												
at Nevada												
at Wyoming												
at UNLV												
NEVADA												

MISCELLANEOUS STATS/SAN DIEGO STATE RECORD

Category	2024-25 Season		Career Games	SDSU W/L
	Games			
Double-Figure Scoring	4	4-0	4	4-0
15-Point Games	0	0-0	0	0-0

Led SDSU in Scoring	0	0-0	0	0-0
Led SDSU in Rebounding	3	2-1	3	2-1
Led SDSU in Assists	4	3-1	4	3-1

Multiple Three-Pointers	3	2-1	3	2-1
One Turnover or Less	16	13-3	16	13-3

Consecutive Games	Current	Long
Consecutive Games Played	18	18*
Without Fouling Out	18	18*
Scoring A Point	3	12
At Least One Three-Pointer	2	2*
One Turnover or Less	2	13

* - Denotes an active streak

DeGOURVILLE'S CAREER STATISTICS

Year	G-GS	Min.-Avg.	FG-FGA	Pct.	3P-3PA	Pct.	FT-FTA	Pct.	OR	DR	Reb	Avg.	PF-D	AT	TO	BS	ST	Pts	Avg.
24-25	18-0	343-19.1	39-99	.394	16-49	.327	14-17	.824	12	50	62	3.4	27-0	38	18	9	12	108	6.0

CAREER HIGHS

Points	
Season	16 vs. Houston (11/30/24)
Career	20 vs. Western Kentucky (2/24/24)+

Rebounds	
Season	15 vs. Air Force (1/8/25)
Career	15 vs. Air Force (1/8/25)

Assists	
Season	4 vs. UNLV (1/18/25)
Career	8 vs. UTEP (2/17/24)+

Field Goals	
Season	6 vs. Houston (11/30/24)
Career	8 at Jacksonville State (2/21/24)+ 8 vs. Louisiana Tech (1/11/24)+

Field Goals Attempted	
Season	12 vs. San Diego (12/7/24)
Career	18 at Jacksonville State (2/21/24)+

Three-Point Field Goals	
Season	3 vs. Houston (11/30/24)
Career	3 vs. Houston (11/30/24) 3 vs. Western Kentucky (2/24/24)+

Three-Point FG Attempted	
Season	5 vs. Gonzaga (11/18/24)
Career	6 at Jacksonville State (2/21/24)+

Free Throws	
Season	4 vs. UC San Diego (11/6/24)
Career	8 vs. UTEP (2/17/24)+

Free Throws Attempted	
Season	6 vs. UC San Diego (11/6/24)
Career	10 vs. Belmont (12/9/23)+

Steals	
Season	2 vs. Oregon (11/27/24) 2 vs. Creighton (11/26/24)
Career	3 vs. Florida International (1/27/24)+ 3 vs. Missouri State (12/5/23)+ 3 vs. Kansas City (11/26/23)+

Blocked Shots	
Season	2 at New Mexico (1/11/25) 2 at Fresno State (12/4/24) 2 vs. Occidental (11/12/24)
Career	3 vs. UTEP (2/17/24)+ 3 vs. Jacksonville State (1/24/24)+ 3 vs. Reinhardt (1/3/24)+ 3 at Indiana (1/8/20)*

Minutes Played	
Season	35:39 vs. Houston (11/30/24)
Career	44:41 vs. UTEP (2/17/24)+

* - at Northwestern
+ - at Middle Tennessee State

HONORS

2023-24
Third-Team All-Conference USA



31 • JARED COLEMAN-JONES

FORWARD • 6-10 • 235 • SENIOR - TR
JACKSONVILLE, FLA. (McEACHERN HIGH/NORTHWESTERN/MIDDLE TENNESSEE STATE)

SDSU Record: 13-5 (.722)
MW Record: 6-3 (.667)

Quick Hits

- A big who can score from all three levels, is an accomplished rebounder and distributor, and who is 254 points from scoring 1,000 for his career.
- The only active player in the country with at least 500 rebounds, 100 assists and a 36.0% three point percentage (min. five makes) in 2,300 minutes or less.
- Has one year of eligibility.
- Blocked 17 shots in a state quarterfinal high school game.

Trending

- Averages 6.2 points, 4.7 rebounds and 1.0 assist in home games during his career while leading his team to a 35-27 record.
- Is averaging 7.3 points and 5.8 rebounds per game in Mountain West games this season.
- When Coleman-Jones grabs at least eight boards, his team is 15-7 and he averages 12.4 points and 2.2 assists per game while shooting 49.5% (94-of-190) from the field and 53.6% (15-of-28) from three-point range.
- In games where he drains a three-pointer, he averages 12.0 points on 51.5% shooting (105-of-204), 6.7 rebounds and 2.0 assists while his team holds a 16-9 record.
- Is averaging 5.7 points, 4.0 rebounds and 0.8 assists in games on a neutral floor in his career.
- Averaging 5.4 points, 3.3 rebounds and 0.7 assists in road games in his career.

As a Senior (2024-25 Season)

- Neared a double-double with nine points and team-leading nine rebounds vs. UC San Diego (11/6).
- Led the team with three assists after none in his first two games against Gonzaga (11/18).
- Matched a career-high with three three-pointers on his way to a season-high 16 points vs. Houston (11/30).
- Totaled 13 points and six rebounds against San Diego (12/7).
- Logged his first double-double as an Aztec with a career-high 15 rebounds including 11 offensive and ten points vs. Air Force (1/8).
- Scored in double figures for the second straight game at New Mexico (1/11).
- Led the team with seven boards and four assists to go with eight points against UNLV (1/18).
- Tallied 14 points including a pair of threes at Air Force (1/22).

As a Senior at Middle Tennessee State (2023-24 Season)

- C-USA Rankings: No. 2 in rebounding, No. 2 in defensive rebounds, No. 4 in free throw percentage, No. 7 in blocks, No. 12 in offensive rebounds, No. 18 in scoring*
NCAA Rankings: No. 82 in defensive rebounds, No. 98 in double doubles, No. 118 in rebounding, No. 118 in rebounds per game, No. 206 in blocks, No. 218 in blocks per game, No. 280 in free throw %
- More than tripled his point output and rebound total from any previous college season.
 - When he hit at least five baskets in a game, 13 times, his combined field goal percentage was 55.6 percent, and he never shot less than 42.9 percent in any of those contests.
 - His 18 field goal attempts and eight makes at Jacksonville State (2/21), are both career bests.
 - Totaled at least 10 points in 19 contests, including a career-high 20 vs. Western Kentucky (2/24).
 - Finished with eight double doubles (pts./rebs.) among nine games with double figure boards.

As a Redshirt Junior at Middle Tennessee State (2022-23 Season)

- In three games, totaled a season-best nine points - at Charlotte (12/29), vs. Florida International (2/18) and at North Texas (3/2).
- In 16 games shot at least 50.0 percent from the field and finished the season with a career-best 52.6 percent shooting.
- Recorded his first game with double-digit rebounds in a 10 board at No. 21 Florida Atlantic (1/26).

As a Junior Middle Tennessee State (2021-22 Season)

- Utilized his redshirt season

As a Sophomore Middle Tennessee State (2020-21 Season)

- Appeared in 15 of the team's 23 games with four starting assignments, including his first collegiate start vs. Murray State (12/2).
- Reached double-digit minutes in eight contests, including a season-high 26 in his debut vs. Omaha (11/26) with the Blue Raiders.
- Totaled nine games with multiple rebounds, including a season-best seven vs. Omaha (11/26).

As a Freshman at Northwestern (2019-20)

- Shot at least 40.0 percent from the field in 17 games and his 44.8 percent shooting for the season was the second highest on the team.

2024-25 GAME-BY-GAME STATISTICS

Opponent	GS	MP	FG	3FG	FT	O-D-R	PF	TP	A	TO	S	B
UC SAN DIEGO	*	23	2-3	1-1	4-6	0-9-9	2	9	0	3	0	0
OCCIDENTAL	*	20	0-4	0-0	2-4	1-4-5	0	2	0	1	0	2
GONZAGA	*	30	3-7	1-5	1-2	0-1-1	1	8	3	1	0	0
vs. Creighton	*	24	2-6	1-1	0-0	1-1-2	2	5	1	2	2	1
vs. Oregon	*	24	1-4	0-1	1-2	1-5-6	2	3	1	1	2	0
vs. Houston	*	36	6-9	3-4	1-2	1-4-5	3	16	0	1	1	0
at Fresno State	*	24	1-7	0-3	0-0	0-6-6	1	2	1	1	1	2
SAN DIEGO	*	28	5-12	0-1	3-4	1-5-6	3	13	0	1	0	0
CALIFORNIA BAPTIST	*	23	3-5	0-1	2-2	0-1-1	0	8	3	0	0	1
vs. California	*	22	2-8	0-2	0-0	3-3-6	2	4	0	1	1	1
UTAH STATE	*	22	2-4	0-1	3-4	2-3-5	1	7	0	1	0	1
at Boise State	*	30	4-10	1-2	0-0	1-4-5	1	9	1	3	1	0
AIR FORCE	*	25	4-7	0-1	2-4	11-4-15	4	10	0	2	1	0
at New Mexico	*	28	4-7	1-1	1-2	0-4-4	2	10	1	1	0	2
COLORADO STATE	*	22	1-3	0-1	0-0	0-4-4	1	2	1	1	0	0
UNLV	*	33	3-5	0-1	2-3	1-6-7	4	8	4	0	1	1
at Air Force	*	33	5-9	2-3	2-5	2-4-6	4	14	0	1	1	1
at Nevada	*	18	2-4	0-1	0-0	1-0-1	4	4	0	0	1	0
SAN JOSE STATE												
WYOMING												
at Colorado State												
at San Jose State												
BOISE STATE												
FRESNO STATE												
at Utah State												
NEW MEXICO												
at Wyoming												
at UNLV												
NEVADA												

MISCELLANEOUS STATS/TEAM RECORD

Category	2024-25 Season Games	MTSU W/L	Career Games	NW/MTSU W/L
Double-Figure Scoring	5	4-1	26	14-12
15-Point Games	1	1-0	12	7-5
10-Rebound Games	1	1-0	11	6-5
Double Doubles	1	1-0	9	6-3
Led TEAM in Scoring	0	0-0	6	1-5
Led TEAM in Rebounding	5	2-3	34	17-17
Led TEAM in Assists	2	0-2	16	7-9
Multiple Blocks	3	2-1	17	10-7
One Turnover or Less	14	9-5	81	29-52
Consecutive Games	Current	Long		
Consecutive Games Played	72	72*		
Scoring A Point	65	65*		
One Turnover or Less	5	20		
Without Fouling Out	38	38*		
At Least One Block	-	5		

* - Denotes an active streak

COLEMAN-JONES' CAREER STATISTICS

Year	G-GS	Min.-Avg.	FG-FGA	Pct.	3P-3PA	Pct.	FT-FTA	Pct.	OR	DR	Reb	Avg.	PF-D	AT	TO	BS	ST	Pts	Avg.
19-20*	31-0	315-10.2	39-87	.448	1-12	.083	11-20	.550	22	42	64	2.1	72-2	5	17	13	7	90	2.9
20-21+	15-4	169-11.3	16-41	.390	1-1	1.000	9-15	.600	20	18	38	2.5	30-1	4	20	3	3	42	2.8
22-23+	31-0	357-11.5	51-97	.526	2-4	.500	12-18	.667	25	52	77	2.5	54-2	13	33	7	7	116	3.7
23-24+	33-33	927-28.1	127-281	.452	19-43	.442	91-118	.771	59	192	251	7.6	83-2	75	104	35	20	364	11.0
24-25	18-18	466-25.9	50-114	.439	10-30	.333	24-40	.600	26	68	94	5.2	37-0	16	21	12	12	134	7.4
TOTAL	128-55	2,233-17.4	283-620	.456	33-90	.367	147-211	.697	151	372	523	4.1	276-7	113	195	70	48	746	5.8

* - at Northwestern + - at Middle Tennessee State

CAREER HIGHS

Points

Season	10 vs. California Baptist (12/11/24)
Career	10 vs. California Baptist (12/11/24)

Rebounds

Season	9 vs. San Diego (12/7/24)
Career	9 vs. San Diego (12/7/24) 9 vs. Saint Katherine (12/19/23)

Assists

Season	1 at Nevada (1/25/25) 1 at Air Force (1/22/25) 1 vs. Colorado State (1/14/25) 1 vs. Oregon (11/27/24) 1 vs. Creighton (11/26/24) 1 vs. Gonzaga (11/18/24) 1 vs. Occidental (11/12/24)
Career	2 vs. Long Beach State (11/14/23)

Field Goals

Season	5 vs. California Baptist (12/11/24)
Career	5 vs. California Baptist (12/11/24)

Field Goals Attempted

Season	6 vs. Occidental (11/12/24)
Career	6 vs. Occidental (11/12/24)

Three-Point Field Goals

Season	
Career	

Three-Point FG Attempted

Season	1 at Boise State (1/4/25) 1 vs. Gonzaga (11/18/24) 1 vs. Occidental (11/12/24)
Career	1 at Boise State (1/4/25) 1 vs. Gonzaga (11/18/24) 1 vs. Occidental (11/12/24) 1 vs. Fresno State (1/3/24) 1 at UC San Diego (12/1/23) 1 vs. Long Beach State (11/14/23)

Free Throws

Season	1 vs. Gonzaga (11/18/24)
Career	1 vs. Gonzaga (11/18/24) 1 vs. Utah State (3/15/24) 1 vs. San Jose State (2/27/24) 1 at Nevada (2/9/24) 1 vs. Utah State (2/3/24) 1 at Boise State (1/20/24) 1 vs. Fresno State (1/3/24) 1 vs. Cal State Fullerton (11/6/23)

Free Throws Attempted

Season	3 vs. Gonzaga (11/18/24)
Career	4 vs. Utah State (2/3/24)

Steals

Season	1 vs. California Baptist (12/11/24)
Career	3 vs. Long Beach State (11/14/23)

Blocked Shots

Season	1 at Nevada (1/25/25) 1 vs. Colorado State (1/14/25) 1 vs. California (12/21/24) 1 vs. Creighton (11/26/24) 1 vs. Gonzaga (11/18/24)
Career	3 vs. UC Irvine (12/9/23)

Minutes Played

Season	20:03 at Nevada (1/25/25)
Career	20:03 at Nevada (1/25/25)



40 • MILES HEIDE (HIGH-dee)

FORWARD • 6-10 • 233 • SOPHOMORE - 1L
NORTH BEND, WASH. (MOUNT SI HIGH)

SDSU Record: 38-16 (.704)
MW Record: 16-10 (.615)

Quick Hits

- Last name pronounced HIGH-dee
- Just the fourth true freshman to start a game in the Brian Dutcher era.
- A three-star prospect by 247Sports.com who was ranked No. 218 nationally and No. 32 at power forward and No. 3 in Washington.

Trending

- Heide is averaging 2.5 points on 60.5% shooting (26-of-43) and 3.4 rebounds per game when playing in Viejas Arena while the Aztecs have a 19-4 record.
- Is averaging 1.8 points and 2.9 rebounds in Mountain West games this season.
- Is shooting 79.2% (19-of-24) while averaging 2.7 points and 3.2 boards over his last 14 games.
- Has shot 100% from the field in 20 of the 34 games that he has scored in.
- When Heide makes multiple field goals, the Aztecs are 11-2.
- San Diego State has an 13-1 record when Heide pulls down at least four rebounds.
- Averages 1.4 points on 66.7% shooting (8-of-12) and 1.8 rebounds while helping the team to a 9-3 record when playing on a neutral floor.
- Averages 2.1 points and 2.1 rebounds per game when playing on the road in his career.

As a Sophomore (2024-25 Season)

- Grabbed a pair of boards against UC San Diego (11/6).
- Led SDSU with eight rebounds and equaled his career-high with six points vs. Occidental (11/12).
- Set a then career-high with eight points while matching another with a team-leading nine rebounds against San Diego (12/7).
- Reached double figures for the first time with ten points while leading the team with five boards vs. California Baptist (12/11).

As a Freshman (2023-24 Season)

- Made his college debut vs. Cal State Fullerton (11/6) w/ three points and five boards.
- Notched his first career assists (2) and set a career-high with 3 steals vs. Long Beach State (11/14).
- Got his first college block vs. Saint Mary's (11/17).
- Put together his first career multi-block game against Point Loma Nazarene (11/27).
- Made his first career start and set a career-high with three blocks vs. UC Irvine (12/9).
- Grabbed a career-high nine rebounds against Saint Katherine (12/19).
- Led San Diego State with seven rebounds vs. Stanford (12/21).
- Blocked a shot in consecutive games for the first time in his career at Boise State (1/20), vs. Wyoming (1/23), and at Colorado State (1/30).
- Blocked two shots in consecutive games at Fresno State (2/24) and vs. San Jose State (2/27).

High School

- A 2023 graduate of Mount Si High School in Snoqualmie, Washington.
- As a senior, averaged 17.4 points (shooting 68.7 percent), 13.4 rebounds, 2.7 assists and 2.0 blocks per game according to *MaxPreps* and had 26 double doubles in 29 games.
- Named the 2022-23 4A KingCo Player of the Year.
- In three seasons at Mount Si (not including 2020-21 due to the COVID-19 pandemic), according to *MaxPreps*, his teams went 76-9, including 44-1 in league play & won three 4A KingCo championships and won the 2020 4A state championship and was the state runner-up in 2022 and finished fourth in 2023.
- Chose San Diego State over offers from Brigham Young, Iowa, Washington State, and multiple teams in the Mountain West among others.

2024-25 GAME-BY-GAME STATISTICS

Opponent	GS	MP	FG	3FG	FT	O-D-R	PF	TP	A	TO	S	B
UC SAN DIEGO	9	0-0	0-0	0-0	0-2-2	1	0	0	1	0	0	0
OCCIDENTAL	17	3-6	0-1	0-2	6-2-8	2	6	1	1	0	0	0
GONZAGA	15	0-3	0-1	1-3	3-1-4	2	1	1	1	0	1	0
vs. Creighton	14	1-1	0-0	0-2	2-1-3	1	2	1	0	0	1	0
vs. Oregon	9	1-1	0-0	0-0	1-1-2	1	2	1	1	0	0	0
vs. Houston	7	0-0	0-0	0-0	0-0-0	1	0	0	1	0	0	0
at Fresno State	5	0-0	0-0	0-0	0-3-3	0	0	0	0	0	0	0
SAN DIEGO	18	4-5	0-0	0-0	4-5-9	3	8	0	1	0	0	0
CALIFORNIA BAPTIST	17	5-5	0-0	0-0	4-1-5	2	10	0	0	1	0	0
vs. California	17	1-1	0-0	0-0	1-2-3	0	2	0	3	0	1	0
UTAH STATE	9	1-1	0-0	0-0	0-1-1	0	2	0	0	1	0	0
at Boise State	13	3-5	0-1	0-2	3-2-5	3	6	0	2	1	0	0
AIR FORCE	ILL											
at New Mexico	7	0-0	0-0	0-0	0-0-0	1	0	0	1	0	0	0
COLORADO STATE	16	4-5	0-0	0-0	1-1-2	2	0	1	0	0	1	0
UNLV	8	1-2	0-0	0-0	2-0-2	3	2	0	1	0	0	0
at Air Force	11	1-1	0-0	0-0	2-2-4	4	2	1	0	0	0	0
at Nevada	20	1-2	0-0	0-0	3-3-6	2	2	1	1	0	1	1
SAN JOSE STATE												
WYOMING												
at Colorado State												
at San Jose State												
BOISE STATE												
FRESNO STATE												
at Utah State												
NEW MEXICO												
at Wyoming												
at UNLV												
NEVADA												

MISCELLANEOUS STATS/SAN DIEGO STATE RECORD

Category	2024-25 Season Games	SDSU W/L	Career Games	SDSU W/L
Double-Figure Scoring	1	1-0	1	1-0
15-Point Games	0	0-0	0	0-0
Led SDSU in Scoring	0	0-0	0	0-0
Led SDSU in Rebounding	3	3-0	5	5-0
Led SDSU in Assists	0	0-0	0	0-0
Multiple Three-Pointers	0	0-0	0	0-0
One Turnover or Less	15	10-5	47	33-14
Consecutive Games	Current	Long		
Consecutive Games Played	5	49		
Without Fouling Out	54	54*		
Scoring A Point	3	7		
At Least One Three-Pointer	-	-		
One Turnover or Less	5	21		

* - Denotes an active streak

HEIDE'S CAREER STATISTICS

Year	G-GS	Min.-Avg.	FG-FGA	Pct.	3P-3PA	Pct.	FT-FTA	Pct.	OR	DR	Reb	Avg.	PF-D	AT	TO	BS	ST	Pts	Avg.
23-24	37-1	320-8.6	31-49	.633	0-3	.000	7-19	.368	42	39	81	2.2	51-0	4	17	18	9	69	1.9
24-25	17-0	214-12.6	22-33	.667	0-3	.000	1-9	.111	32	27	59	3.5	28-0	7	14	5	3	45	2.6
TOTAL	54-1	536-9.9	53-82	.646	0-6	.000	8-28	.286	74	66	140	2.6	79-0	11	31	23	12	114	2.1



GAME 1

San Diego State 63 UC San Diego 58

Nov. 6, 2024 | San Diego, Calif.
Steve Fisher Court at Viejas Arena | Att: 12,414

SAN DIEGO — On the back of a career performance from Miles Byrd, San Diego State opened their season with a 63-58 victory over UC San Diego on Wednesday night. In his first career start, the sophomore recorded career highs in points, field goals, three-pointers, steals and matched his career high in blocks.

SDSU (1-0) has now won 14 straight games against UCSD (0-1) and 13 straight on its home floor against the Tritons. The win also marks their 18th in a row in home openers against unranked opponents.

Byrd filled the stat sheet with 20 points on 7-of-12 shooting and 4-of-6 from three with eight rebounds, five steals and four blocks. He is the first Aztec with that stat line since at least 1996-97 and just the second to do so in the NCAA over the last decade.

Magoon Gwath started the night with his first career block on the first possession of the game which quickly led to a Nick Boyd layup on the other end for the game's first basket. Gwath added a second block minutes later giving him a pair before the first media timeout on his way to three total for his official debut.

The Aztecs were slow to build on the early excitement though making just two of their first 11 field goal attempts heading into a timeout on the floor. However, they came out of the quick break on a 10-0 run while holding UC San Diego to 0-for-12 from the field in that same stretch until the eight and a half minute mark.

UC San Diego would battle back, closing out the first on a 10-3 run reducing the Aztec lead to just two points through the first 20 minutes.

The Tritons carried their momentum early into the second half claiming the lead within the first two minutes, but the Scarlet and Black answered with eight straight points. UCSD quickly responded with seven straight of their own to take the lead right back.

With just under nine minutes left in the contest, Byrd took over, made three field goals to spark a 13-2 scoring run and put the Aztecs back out in front.

San Diego State reclaimed the lead with 5:26 left in the contest and never looked back, holding on for the season opening win. With the defense holding the Tritons to just 58 points, it is the 21st consecutive victory when holding the opponent between 50-59 points.

The starting backcourt of Nick Boyd and BJ Davis recorded 11 points apiece in their first official starts on The Mesa while Jared Coleman-Jones added nine points along with nine boards.

UC San Diego's Tyler McGhie led all scorers with 21 points on 8-of-15 shooting. Aniwaniwa Tai-Jones added 13 for the Tritons.

The Aztecs will be back in action next week hosting Occidental College on Tuesday, Nov. 12 at Steve Fisher Court at Viejas Arena. The game will be streamed live on Yurview and the Mountain West Network.

San Diego State is now 160-12 when leading with 5:00 left in the game in the Brian Dutcher era. The Aztecs are also 92-7 when holding their opponent to less than 60 points.

UC San Diego	FG	3FG	FT	R	F	TP	A	TO	S	B	MP
Tait-Jones *	4-10	0-1	5-6	5	5	13	2	4	1	1	32
Kapic *	2-9	0-2	1-3	8	3	5	2	0	0	0	29
Gray *	1-8	1-3	0-0	3	3	4	0	4	0	0	36
Howell *	3-9	2-6	1-2	4	4	9	2	2	0	0	32
McGhie *	8-15	5-9	0-0	5	0	21	0	1	1	0	34
Vicentic	1-6	1-1	0-0	5	1	3	0	1	0	0	20
Burke	0-1	0-1	1-2	0	0	1	0	0	0	0	6
Milovich	0-1	0-1	0-0	0	0	0	0	0	0	0	3
Rochelin	1-2	1-2	0-0	1	0	3	0	0	0	0	8
TEAM				1				0			
Totals	20-61	10-26	8-13	32	16	58	10	8	6	1	200

San Diego State	FG	3FG	FT	R	F	TP	A	TO	S	B	MP
Gwath *	0-3	0-2	1-2	1	0	1	1	2	0	3	23
Coleman-Jones *	2-3	1-1	4-6	9	2	9	0	3	0	0	23
Boyd *	4-11	2-6	1-2	3	0	11	4	4	0	0	33
Davis *	4-8	1-3	2-2	4	3	11	1	0	0	0	25
Byrd *	7-12	4-8	2-2	8	3	20	3	1	5	4	31
McKinney III	2-7	0-1	1-1	2	2	5	2	1	1	0	26
Compton	3-4	0-0	0-0	3	0	6	0	1	0	0	14
DeGourville	0-2	0-0	0-0	3	2	0	2	1	0	1	14
Heide	0-0	0-0	0-0	2	1	0	0	1	0	0	9
Ferrari	0-0	0-0	0-0	1	0	0	0	0	0	0	2
TEAM				2				0			
Totals	22-50	8-22	11-15	38	13	63	13	14	6	8	200

Halftime: San Diego State 24, UC San Diego 22. **FG%:** San Diego State 44.0, UC San Diego 32.8. **3FG%:** UC San Diego 38.5, San Diego State 36.4. **FT%:** San Diego State 73.3, UC San Diego 61.5. **Officials:** Michael Irving, Randy Richardson, Tommy Nunez. **Technical:** Tait-Jones, UC San Diego (13:41, 2nd).



GAME 2

San Diego State 100 Occidental 49

Nov. 12, 2024 | San Diego, Calif.
Steve Fisher Court at Viejas Arena | Att: 12,366

SAN DIEGO — San Diego State moved to 2-0 on the season with a 100-49 defeat of Occidental College on Tuesday Night. The win marked their 12th straight over the Tigers, tied for the program's third longest active streak.

The game is the first 100-point game for the Aztecs since a 100-97 overtime victory on Nov. 19, 2023 over Washington. It is the first time they have hit the century mark in four quarters of regulation since Nov. 14, 2018, when they defeated Texas Southern 103-64 at the Maui Jim Maui Invitational.

Magoon Gwath, Wayne McKinney III and BJ Davis matched each other with a game-high 16 points. Davis added a career high five steals to his stat line while Gwath recorded a career high four blocks.

Gwath's four blocks marks the most by an Aztec freshman since at least 1996-97.

Taj DeGourville filled the stat sheet with 14 points, six rebounds and five assists while Nick Boyd added 10 points as the final SDSU player to reach double-digits.

The Aztecs got off to a scorching hot start connecting on their first six shots before their first miss, including three three-pointers. With that came an 18-0 run to open the contest before Occidental made their first field goal almost five minutes in.

McKinney III led the stretch with 11 points on 4-of-4 shooting, 3-of-3 from beyond the arc, through the first five and a half minutes. SDSU had the score up to 25-2 by the first media timeout.

Everyone was involved in the first half scoring for the Scarlet and Black as all 10 players that saw time on the court registered at least one point en route to a 54-17 advantage at the break. Further, nine of the 10 Aztecs that played made at least one field goal.

San Diego State came out of the break on fire again shooting 5-of-6 from the field and 3-of-4 from three extending their lead to 40 points. Their advantage reached as many as 61 points down the stretch cruising to the 100-49 victory.

For Occidental College, Nasir Luna matched the game high with 16 points on 6-of-13 shooting. Ethan Hanning also reached double-figures for the Tigers with 12 points.

In their annual celebration of Native American Heritage Month, SDSU wore their turquoise uniforms on Tuesday night. In the nine games, the Aztecs own an 8-1 record.

The 51 points is the largest margin of victory for San Diego State since Nov. 20, 2013 when it defeated San Diego Christian by 52 points (93-41).

San Diego State connected 18 three-pointers (18-of-40), one shy of the program record for most three's in a game (19, vs. Occidental College on Dec. 2, 2022).

San Diego State will host No. 4/5 Gonzaga on Monday, Nov. 18 at Steve Fisher Court at Viejas Arena. Tipoff will be at 7 p.m. PT on CBS Sports Network.

Occidental	FG	3FG	FT	R	F	TP	A	TO	S	B	MP
Ireland *	1-3	0-0	0-0	4	1	2	0	0	0	0	19
Breaux *	2-6	0-0	0-2	2	2	4	3	2	0	0	23
Hanning *	5-14	2-4	0-0	7	1	12	1	4	0	0	33
Luna *	6-13	3-8	1-1	2	0	16	1	1	0	0	29
Wilson *	1-8	0-4	0-0	7	2	2	2	7	2	0	25
McCleery Brown	1-6	0-1	5-6	6	3	7	1	2	0	0	19
Tongauan	0-1	0-1	0-0	0	1	0	0	0	0	0	9
Hamermesh	0-2	0-0	2-2	0	2	2	2	1	0	0	16
Ribeiro	1-3	1-3	0-0	1	1	3	0	1	0	0	10
Boba	0-2	0-2	1-2	0	0	1	1	1	0	0	12
Cassidy	0-0	0-0	0-0	0	1	0	0	0	0	0	3
Staples	0-0	0-0	0-0	1	1	0	0	0	0	0	3
TEAM				6				2			
Totals	17-58	6-23	9-13	38	12	49	11	21	2	0	200

San Diego State	FG	3FG	FT	R	F	TP	A	TO	S	B	MP
Gwath *	5-8	2-4	4-4	2	2	16	0	0	1	4	18
Coleman-Jones *	0-4	0-0	2-4	5	0	2	0	1	0	2	20
Boyd *	4-6	2-4	0-0	2	1	10	3	1	0	0	18
McKinney III *	6-11	4-7	0-0	1	0	16	3	0	0	2	22
Davis *	6-9	2-4	2-2	4	2	16	3	1	5	0	23
Compton	2-5	0-0	0-0	5	2	4	1	0	2	0	14
Ferrari	3-5	3-5	0-0	4	3	9	5	0	1	0	20
DeGourville	5-9	4-7	0-0	6	2	14	5	0	2	0	21
Heide	3-6	0-1	0-2	8	2	6	1	1	0	0	17
Johnson Jr.	2-3	0-0	0-0	2	0	4	0	0	0	0	9
Lopez	0-2	0-1	0-0	0	0	0	0	0	0	0	6
Schwarz	1-4	1-4	0-0	0	0	3	1	0	0	0	6
Lawin	0-4	0-3	0-1	1	1	0	0	0	0	0	6
TEAM				3				0			
Totals	37-76	18-40	8-13	43	15	100	22	4	11	8	200

Halftime: San Diego State 54, Occidental 17. **FG%:** San Diego State 48.7, Occidental 29.3. **3FG%:** San Diego State 45.0, Occidental 26.1. **FT%:** Occidental 69.2, San Diego State 61.5. **Officials:** DJ Carstensen, Daryl Gelinis, Ian Caldwell. **Technical:** None.



GAME 3

No. 3 Gonzaga 80 San Diego State 67

Nov. 18, 2024 | San Diego, Calif.
Steve Fisher Court at Viejas Arena | Att: 12,414

SAN DIEGO — San Diego State nearly outshot No. 3/4 Gonzaga, but ultimately fell 80-67 on Monday night at Steve Fisher Court at Viejas Arena. The loss to the Zags is the first for the Aztecs under head coach Brian Dutcher.

The Aztecs (2-1) were killed at the free throw line with Gonzaga (4-0) owning a 27-13 free throw advantage on the night.

Nick Boyd had game-highs in both points and rebounds with 23 and nine, respectively. The 23 points is a career high for the senior transfer. BJ Davis added 15 points and Wayne McKinney III added 11 in the loss.

On the other side, Graham Ike matched Boyd's totals for the game highs with 23 points and nine rebounds of his own. Twenty of his 23 came in the second half after battling foul trouble in the first. Ryan Nembhard recorded a double-double with 19 points and 10 assists.

SDSU never led in the contest, tying the game on two separate occasions. The first of those came at the 14:20 mark in the first half after McKinney entered the game for the first time and registered six straight points off the bench.

The Zags would eventually go on an 8-0 run through the middle of the first and increase their lead into double-digits and ultimately own a nine-point lead at halftime.

Coming out of the break, SDSU battled back to single-digit deficit with a 7-0 run starting at the 16:45 mark. However, Gonzaga had an answer in the form of Ike scoring 12 of the team's first 17 second half points.

San Diego State went cold down the stretch, shooting just 2-of-9 to close out the game. For the night, they shot 23-of-61 (37.7%) from the field and 8-of-25 (32.0%) from three in the loss.

Next up for the Aztecs is a trip to Las Vegas for the Players Era Festival. Their first matchup of the three-game week will be against No. 14/13 Creighton Tuesday, Nov. 26 at 11 a.m. PST.

Gonzaga	FG	3FG	FT	R	F	TP	A	TO	S	B	MP
Ike *	7-9	0-0	9-11	9	3	23	0	0	1	0	20
Nembhard *	5-12	1-5	8-8	4	2	19	10	3	0	0	37
Alayi *	2-7	1-4	2-4	3	4	7	1	0	1	0	22
Hickman *	2-8	0-3	0-0	6	0	4	2	1	0	1	33
Battle *	1-5	0-2	5-5	2	4	7	0	3	1	0	20
Huff	4-10	2-3	0-0	4	1	10	0	0	0	0	20
Stromer	1-2	1-2	0-0	6	4	3	1	1	1	0	27
Gregg	2-4	0-1	3-3	3	2	7	0	0	2	1	18
Innocenti	0-0	0-0	0-0	1	1	0	0	0	0	0	3
TEAM				1				0			
Totals	24-57	5-20	27-31	39	21	80	14	8	6	2	200

San Diego State	FG	3FG	FT	R	F	TP	A	TO	S	B	MP
Gwath *	0-5	0-1	0-0	2	5	0	1	0	0	5	14
Coleman-Jones *	3-7	1-5	1-2	1	1	8	3	1	0	0	30
Boyd *	6-10	2-3	9-10	9	1	23	1	2	1	0	33
Davis *	6-9	2-4	1-2	1	4	15	0	1	1	0	21
Byrd *	0-5	0-4	0-0	5	1	0	3	3	1	0	22
Heide	0-3	0-1	1-3	4	2	1	1	1	0	1	15
McKinney III	4-12	2-4	1-1	2	3	11	0	0	0	0	24
Compton	2-5	0-0	0-0	3	1	4	0	1	0	1	15
DeGourville	2-5	1-3	0-0	3	3	5	1	1	1	1	22
Johnson Jr.	0-0	0-0	0-0	0	1	0	0	0	0	0	4
TEAM				3				1			
Totals	23-61	8-25	13-18	33	22	67	10	11	4	9	200

Halftime: Gonzaga 40, San Diego State 31. **FG%:** Gonzaga 42.1, San Diego State 37.7. **3FG%:** San Diego State 32.0, Gonzaga 25.0. **FT%:** Gonzaga 87.1, San Diego State 72.2. **Officials:** Verne Harris, Brian Dorsey, Jason Phillips. **Technical:** None.



GAME 4

San Diego State 71 No. 21/19 Creighton 53

Nov. 26, 2024 | Las Vegas, Nev.
MGM Grand Garden Arena | Att.: 7,602

LAS VEGAS — BJ Davis scored a career-high 18 points and Miles Byrd added 16 points as San Diego State men's basketball knocked off No. 21/19 Creighton 71-53 at MGM Grand Garden Arena in the first game of the Players Era Festival on Tuesday.

The Aztecs (3-1) bounced back from last week's defeat to No. 3/4 Gonzaga and earned their fourth win in their last five games against the Bluejays, all taking place on neutral courts.

San Diego State handed Creighton (4-2) its second consecutive loss after the Bluejays began the season with four straight wins. Creighton fell 74-63 to Nebraska last Friday.

SDSU dumped the ball inside in the first half, scoring 18 of 32 first-half points in the point on its way to a 32-28 halftime lead. Davis had 10 points at halftime including the Aztecs' only two three-pointers in the opening period to go with six rebounds. Creighton's Pop Isaacs led the way for the Bluejays at halftime with 10 points while San Diego State held standout big Ryan Kalkbrenner to just one field goal and two rebounds in the first 20 minutes. The Aztecs had 6-0 and 9-0 runs in the first half to stay ahead of Creighton with Magoon Gwath hitting a floater as time expired in the first half to finish with the four-point halftime lead.

In the second half, the Aztecs had a three-point barrage to wash away the Bluejays. San Diego State shot 6-of-11 from the beyond the arc in the second half, outscoring Creighton 39-25 to close out the contest. Davis tacked on eight points while Byrd scored 12 of his 16 points in the final 20 minutes. Isaacs and Kalkbrenner combined for 17 of the Bluejays' 25 second-half points. San Diego State's perimeter defense held strong with Creighton going 1-of-16 from deep in the second half.

Three Bluejays finished in double figures: Isaacs scored 18, Jackson McAndrew had a double double with a dozen points and 14 assists and Kalkbrenner scored 11. The other seven Creighton players combined for 12 points, all coming from Fredrick King (7) and Jamiya Neal (5).

San Diego State shot better from the field (48.4%-33.9%), from deep (47.1%-19.4%) and the line (42.9%-38.5%). SDSU also outscored Creighton off turnovers (13-7) and on fast breaks (15-1). Each team had 40 boards while the Aztecs led in assists (13-12), steals (8-1) and blocks (9-7).

Creighton falls to 3-10 (.231 winning percentage) against Mountain West teams since January 1, 2009, compared to a 362-184 (.663 winning percentage) overall record in that time. The Bluejays' last regular season win against a Mountain West squad came on November 19, 2018, against Boise State. Creighton is 0-5 against the MW in the regular season since that game.

BJ Davis became the second Aztec 6'2" or shorter with at least 18 points and nine rebounds in a game since 1996-97. He joins Malachi Flynn, who had 24 points and nine rebounds against UNLV on February 22, 2020.

The Aztecs continue the Players Era Festival against the Oregon Ducks at 1 p.m. PT tomorrow. The game will be televised on Max with a radio broadcast on San Diego Sports 760.

Creighton	FG	3FG	FT	R	F	TP	A	TO	S	B	MP
McAndrew *	4-11	4-11	0-0	14	0	12	0	3	0	1	33
Kalkbrenner *	5-12	0-0	1-3	5	0	11	2	1	0	5	32
Isaacs *	7-20	2-10	2-4	1	0	18	5	2	1	0	38
Neal *	2-9	0-5	1-2	5	3	5	3	3	0	1	32
Davis *	0-1	0-1	0-2	0	0	0	2	0	0	0	24
Miller	0-2	0-2	0-0	1	1	0	0	0	0	0	11
Traudt	0-2	0-2	0-0	3	0	0	0	0	0	0	7
King	3-5	0-0	1-2	4	1	7	0	0	0	0	8
Thomas	0-0	0-0	0-0	0	1	0	0	0	0	0	11
Green	0-0	0-0	0-0	1	0	0	0	0	0	0	3
TEAM				6			1				
Totals	21-62	6-31	5-13	40	6	53	12	10	1	7	200

San Diego State	FG	3FG	FT	R	F	TP	A	TO	S	B	MP
Gwath *	3-6	1-2	0-0	4	2	7	2	0	0	2	25
Coleman-Jones *	2-6	1-1	0-0	2	2	5	1	2	2	1	24
Byrd *	3-13	1-4	0-1	6	1	7	5	2	2	0	29
Davis *	7-11	3-5	1-2	9	2	18	0	2	1	1	31
Byrd *	6-10	2-4	2-2	2	2	16	2	0	2	2	29
Compton	3-4	0-0	0-0	4	1	6	0	0	1	0	15
McKinney III	3-7	0-1	0-0	2	3	6	1	0	0	0	19
DeGourville	2-4	0-0	0-0	3	1	4	1	1	0	2	13
Heide	1-1	0-0	0-2	3	1	2	1	0	0	1	13
TEAM				5			1				
Totals	30-62	8-17	3-7	40	15	71	13	8	8	9	200

Halftime: San Diego State 32, Creighton 28. **FG%:** San Diego State 48.4, Creighton 33.9. **3FG%:** San Diego State 47.1, Creighton 19.4. **FT%:** San Diego State 42.9, Creighton 38.5. **Officials:** James Breeding, Randy Richardson, Lucas Santos. **Technical:** None.



GAME 5

Oregon 78 San Diego State 68

Nov. 27, 2024 | Las Vegas, Nev.
MGM Grand Garden Arena | Att.: 6,143

LAS VEGAS — BJ Davis (18), Nick Boyd (15) and Miles Byrd (10) scored in double figures, but it was not enough as San Diego State men's basketball fell 78-68 to Oregon at MGM Grand Garden Arena in the Players Era Festival on Wednesday.

The Aztecs (3-2) fall to a game above .500 this season.

Oregon (7-0) keeps its perfect record and advances to Saturday night's Players Era Festival Championship game.

Most of the first half was close with Boyd hitting a three-pointer to tie the game at 27 with 4:49 remaining. The Ducks pulled away after that point, outscoring the Aztecs 14-4 over the final four and a half minutes of the first half, leading to a 41-31 score at halftime. Boyd led the way for SDSU in the first half with 13 of the team's 31 points and all but two of his 15 points coming in the first 20 minutes. TJ Bamba had 11 points in the first half for Oregon while Keshawn Barthelmy had nine in the same time frame. The main difference in the first half was rebound differential, with Oregon leading 24-12.

In the second half, the teams scored at similar rates until Oregon took a 56-44 lead with 13:06 remaining in the game. The Aztecs rallied, scoring the next nine points. BJ Davis started the run with a three-point play before a Magoon Gwath dunk, Miles Heide layup and Boyd jumper reduced the deficit to three points with just inside of 11 minutes remaining. Oregon pulled back ahead on the back of three-pointers and free throws as the Ducks scored 12 of their final 22 points from beyond the arc and eight more from the charity stripe. Tuesday's hero, Davis scored a dozen points in the second half to match his career-high 18 points from the victory over Creighton. Bamba scored another 11 points in the second half for the Ducks.

In addition to Davis, Boyd and Byrd finishing in double figures, Pharaoh Compton contributed a career-high eight points while Magoon Gwath matched a career-high with five blocks.

For Oregon, Bamba led the way with 22 points. Nate Bittle neared a double double with 11 points and nine rebounds and Barthelmy finished with 16 points while Brandon Angel and Jackson Sheldstad added a dozen points each.

San Diego State shot better from the field (50.9%-44.6%) but Oregon was better from beyond the arc (45.5%-31.6%) and at the line (69.2%-50.0%). SDSU outscored Oregon in the paint (36-28) while the Ducks were better on second chance points (18-4). Oregon won the rebounding battle (41-24) while the Aztecs were better at blocking shots (9-5).

As a team, San Diego State has recorded eight or more blocks in all five games this season including nine in each of its last three contests. No other team has been as consistent blocking shots and SDSU's 8.6 blocks per game this season are the best in the country as of the conclusion of Wednesday's game.

The Aztecs wrap up the Players Era Festival on Saturday.

San Diego State	FG	3FG	FT	R	F	TP	A	TO	S	B	MP
Gwath *	1-3	0-1	0-0	3	1	2	2	3	0	5	29
Coleman-Jones *	1-4	0-1	1-2	6	2	3	1	1	2	0	24
Byrd *	6-9	3-4	0-1	2	3	15	1	1	0	0	29
Davis *	7-13	2-4	2-2	3	5	18	3	1	1	0	30
Byrd *	4-11	1-5	1-1	2	1	10	1	2	3	2	32
McKinney III	3-7	0-2	0-2	2	6	2	0	0	0	0	15
Compton	4-5	0-0	0-0	1	4	8	1	3	2	1	15
Heide	1-1	0-0	0-0	2	1	2	1	1	0	0	9
DeGourville	2-4	0-2	0-0	1	2	4	4	0	0	1	16
TEAM				2			1				
Totals	29-57	6-19	4-8	24	21	68	16	13	8	9	200

Oregon	FG	3FG	FT	R	F	TP	A	TO	S	B	MP
Tracey *	1-3	0-2	0-0	1	3	2	1	1	0	1	23
Angel *	5-11	2-5	0-0	6	0	12	3	2	1	1	30
Bittle *	4-7	0-1	3-4	9	3	11	0	3	0	2	26
Sheldstad *	2-8	1-3	7-7	4	0	12	4	1	1	0	36
Bamba *	7-14	4-6	4-7	2	2	22	5	2	1	0	35
Moss	0-0	0-0	0-0	0	2	0	0	1	0	0	2
S. Cook	1-4	0-0	0-1	3	2	2	0	1	0	0	10
Barthelmy	5-8	3-4	3-5	1	2	16	2	2	5	0	25
Evans, Jr.	0-1	0-1	0-0	4	2	0	1	1	0	1	10
N. Cook	0-0	0-0	1-2	0	0	1	0	0	0	0	3
TEAM				11			1				
Totals	25-56	10-22	18-26	41	16	78	16	15	8	5	200

Halftime: Oregon 41, San Diego State 31. **FG%:** San Diego State 50.9, Oregon 44.6. **3FG%:** Oregon 45.5, San Diego State 31.6. **FT%:** Oregon 69.2, San Diego State 50.0. **Officials:** Jeffery Anderson, Pat Adams, Randy Richardson. **Technical:** None.



GAME 6

San Diego State 73 No. 6 Houston 70

Nov. 30, 2024 | Las Vegas, Nev.
MGM Grand Garden Arena | Att.: 5,116

LAS VEGAS — San Diego State men's basketball surged down the stretch to force overtime as it knocked off No. 6/7 Houston 73-70 in the third-place game of the Players Era Festival at MGM Grand Garden Arena on Saturday. Miles Byrd's 18 points and Jared Coleman-Jones' 16 led the way for SDSU.

The Aztecs (4-2) bounce back after falling to Oregon on Wednesday. SDSU is now 2-1 against ranked opposition this season after a win over No. 21 Creighton to open the tournament on Tuesday.

Houston (4-3) falls to just a game above .500. This was the first unranked loss for the Cougars and first loss against a non-SEC opponent, whose other losses have come to No. 11 Auburn and No. 9 Alabama.

The first half was a defensive struggle. San Diego State scored the first six points and led 10-5 before Houston tied the score at a dozen. The Cougars carried that momentum into a 28-21 lead with two minutes remaining in the first half but a Coleman-Jones three helped SDSU trim the deficit to five points (30-25) heading into halftime. Compton had eight of his points in the first half for the Aztecs while Emanuel Sharp had 12 at the break for the Cougars.

Milos Uzan hit two three-pointers to begin the second half and extend the Houston lead to 11. Coleman-Jones made consecutive buckets to cut the deficit back to six points, but the Cougars responded with four points of their own. The Aztecs went on a 7-1 run to make it a four-point game. After Houston extended the lead back up to 50-41, Nick Boyd made three straight baskets including a pair of threes to bring SDSU within two points. Following a Cougar two, BJ Davis drained a three to make it a one-point game. The Aztecs kept within five points for the remainder of the second half as Byrd made a pair of free throws with 13 seconds left to tie the game at 65 and force overtime.

In the bonus period, San Diego State took a one-point lead on a free throw from Magoon Gwath. After Uzan put Houston back on top, Davis hit a pair of free throws to reclaim the lead and Boyd made layups to put the Aztecs up 72-67. Cryer drained a three-pointer to make it a one possession game before one more Gwath free throw put SDSU back up three and Cryer's last second shot missed as the Aztecs triumphed 73-70.

Byrd added six rebounds with his team leading 18 points. Coleman-Jones scored nine of his 16 points from beyond the arc, tying his career-high with three triples. Pharaoh Compton reached a career-high with 13 points of his own including a trio of dunks. Boyd also reached double figures with a dozen points of his own along with seven rebounds. Davis (five steals) and Gwath (five blocks) anchored the Aztec defense.

San Diego State shot better from the field (40.4%-37.1%) but Houston was superior from beyond the arc (45.8%-36.0%) and at the line (76.5%-66.7%). SDSU outscored Houston in the paint (26-18), on fast breaks (7-0) and off the bench (16-7). The Aztecs had eight steals and just seven turnovers while the Cougars had a lone steal and turned the ball over 12 times.

San Diego State improves to 2-0 against the No. 6-ranked team in the AP poll under Brian Dutcher. The Aztecs knocked off No. 6/6 Nevada 65-57 on February 20, 2019.

San Diego State	FG	3FG	FT	R	F	TP	A	TO	S	B	MP
Gwath *	1-2	0-0	4-6	3	3	6	0	1	0	5	27
Coleman-Jones *	6-9	3-4	1-2	5	3	16	0	1	1	0	36
Byrd *	4-13	2-7	2-2	7	2	12	6	2	1	0	33
Davis *	1-5	1-2	2-2	3	1	5	1	0	5	0	38
Byrd *	4-12	3-10	7-8	6	2	18	3	0	0	0	37
McKinney III	1-3	0-1	0-0	2	1	2	1	0	1	0	16
Compton	6-11	0-0	1-5	3	2	13	1	0	0	0	21
Heide	0-0	0-0	0-0	0	1	0	0	1	0	0	7
DeGourville	0-2	0-1	1-2	2	0	1	1	1	0	0	11
TEAM				7			1				
Totals	23-57	9-25	18-27	38	15	73	13	7	8	5	225

Houston	FG	3FG	FT	R	F	TP	A	TO	S	B	MP
Francis *	2-5	0-0	1-3	6	2	5	1	0	0	1	20
Roberts *	2-6	0-0	0-1	12	3	4	1	3	0	0	41
Cryer *	7-15	5-13	2-2	2	3	21	2	3	0	1	38
Uzan *	4-9	2-3	0-0	2	5	10	3	3	0	0	36
Sharp *	5-15	4-8	9-9	2	3	23	1	1	1	0	36
Tugler	1-6	0-0	0-0	9	2	2	3	2	0	0	28
Arceneaux	1-4	0-0	1-2	3	2	3	1	0	0	0	21
Wilson	1-2	0-0	0-0	0	1	2	1	0	0	0	6
Laith	0-0	0-0	0-0	0	0	0	0	0	0	0	1+
TEAM				4			0				
Totals	23-62	11-24	13-17	40	21	70	13	12	1	2	225

Halftime: Houston 30, San Diego State 25. **FG%:** San Diego State 40.4, Houston 37.1. **3FG%:** Houston 45.8, San Diego State 36.0. **FT%:** Houston 76.5, San Diego State 66.7. **Officials:** Pat Adams, Brian O'Connell, Michael Irving. **Technical:** None.



GAME 7

No. 24 San Diego State 84 Fresno State 62

Dec. 4, 2024 | Fresno, Calif.
Save Mart Center | Att.: 5,610

FRESNO, CALIF. — San Diego State men's basketball outscored Fresno State 55-38 in the second half thanks to 25 points and ten rebounds from Magoon Gwath as the Aztecs defeated the Bulldogs 84-62 in their Mountain West opener on Wednesday night in Save Mart Center.

The Aztecs (5-2, 1-0 Mountain West) maintain their momentum from last week's success in Las Vegas, where SDSU defeated No. 6 Houston and No. 21 Creighton. San Diego State picked up a win in its first true road game of the season.

Fresno State (3-5, 0-1 MW) drops its third straight game after falling to Washington State and California Baptist last week. The Bulldogs will be on the road for their next two games at Santa Clara and Brigham Young.

The first half was a defensive struggle. It took almost three minutes for either team to score and the Aztecs got on the board with a Jared Coleman-Jones layup four minutes and 46 seconds into the game. The game stayed close for most of the first half. With the Aztecs leading by a point, Gwath drained a three-pointer with just under five minutes remaining in the first half. Following a pair of free throws by each team, Gwath hit two more threes to extend the Aztec lead to ten points. Fresno State's Alex Crawford made a layup and a three pointer as the half came to a close to cut the lead down to five points heading into the break.

The scoring ramped up for the Aztecs in the second half. After Fresno State scored on its opening possession, the SDSU defense held the Bulldogs without a basket for nearly four minutes, allowing the lead to build back up to nine points. BJ Davis and Wayne McKinney III each made a three-pointer to extend the lead to 13 points. The lead would stay in the teens until a Pharaoh Compton dunk pushed it to 20 with around seven and a half minutes remaining. Several minutes later, a pair of Gwath dunks made it a 22-point game with four minutes left. The subs came on for SDSU and closed out the game with Demarshay Johnson Jr. scoring on a dunk and a layup.

In addition to Gwath's 25 points and ten rebounds, the Aztecs were spearheaded by their guard play. Davis scored 13 points with seven rebounds while Miles Byrd finished a point away from a double double (nine points, ten rebounds) and McKinney III scored a dozen points off the bench. Johnson Jr.'s pair of buckets in the closing minutes helped him reach the highest point total of his career against Division I opposition.

San Diego State shot better from the field (48.5%-27.3%) and beyond the arc (30.4%-19.2%) while Fresno State was better at the line (70.0%-64.7%). SDSU outscored the Bulldogs in the paint (50-26), on fast breaks (21-16) and off the bench (29-19). The Aztecs won the rebounding battle (54-39) and did a better job distributing the ball (12-4) while Fresno State had more steals (12-3).

Magoon Gwath became the first Aztec freshman with at least 20 points and 10 rebounds in a game since Kawhi Leonard had 25 points and 12 boards against Wyoming on January 9, 2010.

San Diego State	FG	3FG	FT	R	F	TP	A	TO	S	B	MP
Gwath	* 10-13	3-4	2-3	10	3	25	0	2	0	4	28
Coleman-Jones	* 1-7	0-3	0-0	6	1	2	1	1	1	2	24
Boyd	* 1-10	0-5	4-4	6	1	6	4	2	0	0	32
Davis	* 5-10	1-4	2-3	7	3	13	3	3	0	0	26
Byrd	* 4-11	1-3	0-0	11	4	9	2	3	1	0	27
McKinney III	5-7	2-2	0-1	2	3	12	0	1	1	0	17
Compton	4-4	0-0	1-3	3	4	9	0	1	0	1	10
DeGourville	1-4	0-2	2-2	2	4	4	2	1	0	1	22
Heide	0-0	0-0	0-0	0	0	0	0	0	0	0	5
Ferrari	0-0	0-0	0-0	0	0	0	0	0	0	0	4
Johnson Jr.	2-2	0-0	0-1	1	0	4	0	0	0	0	2
Schwarz	0-0	0-0	0-1	1	0	0	0	0	0	0	1
TEAM				2							0
Totals	33-68	7-23	11-17	54	23	84	12	14	3	8	200

Fresno State	FG	3FG	FT	R	F	TP	A	TO	S	B	MP
Price	* 1-5	0-2	4-8	9	5	6	0	1	2	0	26
Robinson	* 6-20	2-9	6-9	10	0	20	0	3	2	0	37
Seck	* 1-5	0-0	0-0	4	3	2	0	1	0	2	12
Auquillard	* 1-10	1-5	2-2	3	5	5	0	2	1	0	17
Collins	* 3-8	0-1	4-5	4	1	10	1	3	2	0	32
Crawford	3-7	1-2	1-1	2	2	8	2	0	3	1	31
Tremble	1-4	1-3	0-0	0	2	3	1	0	0	0	18
Amunke	2-7	0-4	4-5	3	0	8	0	1	2	0	24
Banga	0-0	0-0	0-0	2	0	0	0	0	0	0	4
TEAM				2							0
Totals	18-66	5-26	21-30	39	18	62	4	11	12	3	200

Halftime: San Diego State 29, Fresno State 24. **FG%:** San Diego State 48.5, Fresno State 27.3. **3FG%:** San Diego State 30.4, Fresno State 19.2. **FT%:** Fresno State 70.0, San Diego State 64.7. **Officials:** Larry Schrotto, Scott Brown, Edwin Young. **Technical:** None.



GAME 8

No. 24 San Diego State 74 San Diego 57

Dec. 7, 2024 | San Diego, Calif.
Steve Fisher Court at Viejas Arena | Att: 12,414

SAN DIEGO (AP) — Nick Boyd scored 17 points, including five in four seconds early in the second half, and No. 24 San Diego State beat San Diego 74-57 on Saturday night in the first meeting between the crosstown rivals in five years.

Miles Byrd and Jared Coleman-Jones added 13 apiece and Pharaoh Compton had 12 for the Aztecs (6-2), who won their third straight game.

Bendji Pierre scored 17 for USD, including five 3-pointers.

Boyd made a layup for a 41-37 lead 4:25 into the second half and was fouled. He missed the free throw and Wayne McKinney III rebounded and passed to Taj DeGourville, who fed Boyd for a 3-pointer.

San Diego: The Toreros held their own into the second half. Although they fell behind by double digits late in the first half, they took a 35-33 lead on Deven Dahlke's free throws 1:20 into the second half. The Aztecs then pulled away behind Boyd and Byrd.

San Diego State: The Aztecs, who entered The Associated Press poll on Monday for the first time this season, were playing at home for the first time in nearly three weeks. They improved to 33-19 in the series between the local rivals, whose campuses are about eight miles apart, and to 22-9 in games played on Montezuma Mesa.

With 13 1/2 minutes left, Compton had a steal and passed to DeGourville, who made an alley-oop pass to Compton for a slam dunk that gave SDSU a 48-42 lead and brought the crowd to its feet.

While Pierre made 5 of 11 3-pointers, the rest of the Toreros combined to make just 1 of 21 from behind the arc.

USD hosts Long Beach State on Tuesday night while SDSU hosts California Baptist on Wednesday night.

San Diego	FG	3FG	FT	R	F	TP	A	TO	S	B	MP
Trouet	* 2-8	0-3	1-2	9	2	5	0	0	2	1	34
Jamerson II	* 2-4	0-0	2-2	6	5	6	0	2	0	0	13
Bradley Jr.	* 2-8	1-5	2-3	4	2	7	4	8	1	0	35
Duckett	* 0-3	0-2	0-0	3	1	0	2	2	0	1	19
Dahlke	* 3-9	0-6	3-3	2	1	9	2	0	0	0	38
Simon	* 0-3	0-2	5-7	3	3	5	0	0	0	0	13
Clout	0-3	0-2	2-2	1	1	2	0	1	0	0	12
Pierre	6-14	5-11	0-0	4	1	17	1	2	1	0	24
Brooks	2-2	0-0	2-4	1	0	6	1	0	0	0	11
Muncey	0-1	0-1	0-0	0	1	0	0	0	0	0	1
TEAM				3							0
Totals	17-55	6-32	17-23	36	17	57	10	16	4	2	200

San Diego State	FG	3FG	FT	R	F	TP	A	TO	S	B	MP
Gwath	* 0-1	0-0	0-1	1	0	0	0	0	0	1	13
Coleman-Jones	* 5-12	0-1	3-4	6	3	13	0	1	0	0	28
Boyd	* 5-10	2-6	5-6	4	1	17	6	1	1	0	32
Davis	* 1-5	0-0	0-0	4	1	2	0	2	3	0	26
Byrd	* 4-10	2-3	3-3	3	3	13	3	1	0	1	29
Compton	6-9	0-0	0-1	5	4	12	1	2	2	0	20
McKinney III	0-4	0-2	0-0	2	1	0	1	1	0	0	17
DeGourville	4-10	1-5	0-0	3	0	9	2	1	0	0	17
Heide	4-5	0-0	0-0	9	3	8	0	1	0	0	18
TEAM				3							0
Totals	29-66	5-17	11-15	41	16	74	13	11	6	2	200

Halftime: San Diego State 33, San Diego 31. **FG%:** San Diego State 43.9, San Diego 30.9. **3FG%:** San Diego State 29.4, San Diego 18.8. **FT%:** San Diego 73.9, San Diego State 73.3. **Officials:** Mike Littlewood, Randy Richardson, Juan Corral. **Technical:** Compton, San Diego State (1:43, 2nd).



GAME 9

No. 24 San Diego State 81 California Baptist 75

Dec. 11, 2024 | San Diego, Calif.
Steve Fisher Court at Viejas Arena | Att: 12,414

SAN DIEGO — No. 23/24 San Diego State won their fourth game in a row, defeating California Baptist 81-75 at Steve Fisher Court at Viejas Arena on Wednesday night.

Miles Byrd led the Aztecs (7-2) with 19 points, 15 of which came in the second half. Nick Boyd added 16 points and a career high eight assists. Magoon Gwath scored 10 points and added two more blocks to his season total while Miles Heide registered a career high 10 points of his own and a team-high five rebounds.

The Lancers (5-5) were led by Dominique Daniels Jr.'s game-high 22 points and six assists. Kendal Coleman and Adam Moussa reached double-figures with 13 and 10, respectively.

California Baptist put points on the board first with a pair of free throws on their first possession. After a Gwath bucket, Boyd drilled a three for the Aztecs' first lead with the senior transfer scoring seven of the team's first 12 points of the night.

The offense was clicking for both sides early as CBU was 8-of-11 shooting to begin the contest along with SDSU's 6-of-10.

The Aztec defense settled in down the stretch though forcing five Lancer turnovers leading to a 40-33 lead at halftime. It is the most first half points for the Aztecs against a Division I opponent this season.

San Diego State came out of the break on fire, opening the second half 8-of-9 from the field and 3-of-3 from deep. With 14:07 on the clock, the Aztecs extended their lead to double digits to begin a 14-2 scoring run and reach their largest lead of the night of 19.

However, California Baptist answered; outscoring SDSU 24-9 over the next seven minutes and came to make it a two-possession game.

A Boyd layup and pair of Byrd free throws in the final minute and a half kept the home team out front to hang on for the 81-75 victory.

SDSU shot a season best 54.9% (28-of-51) from the field and 52.9% (9-of-17) from beyond the arc. Also, shooting 80% (16-of-20) from the free throw line, it is SDSU's fourth 50%/50/80 shooting game in the Dutcher era and first since Jan. 26, 2019 vs. UNLV.

The Aztecs hit the road for their next game, and their final non-conference opponent, as they head to San Jose, Calif. for a neutral site matchup with California on Sat. Dec. 21. The game will air on ACC Network at 7:30 p.m.

California Baptist	FG	3FG	FT	R	F	TP	A	TO	S	B	MP
Coleman	* 4-9	3-7	2-2	3	1	13	1	1	0	0	27
Braun	* 3-4	0-0	0-0	3	1	6	0	3	0	1	14
Daniels Jr.	* 8-21	3-11	3-3	3	4	22	6	2	0	0	35
Moussa	* 4-7	2-4	0-0	3	2	10	5	1	1	0	25
Silverstein	* 1-3	0-1	0-0	4	1	2	0	1	0	0	19
Henige	3-6	0-0	0-0	4	2	6	1	2	1	0	20
Johnson	2-6	2-6	0-0	3	0	6	0	1	0	0	28
Griman	0-0	0-0	0-0	0	1	0	0	0	0	0	3
Riley	2-3	0-1	0-0	2	0	4	0	0	0	0	10
Stevenson	2-3	2-3	0-0	2	2	6	0	0	0	0	10
Dioum	0-2	0-0	0-0	1	2	0	0	0	0	1	8
TEAM				3							0
Totals	29-64	12-33	5-5	31	16	75	13	13	3	1	200

San Diego State	FG	3FG	FT	R	F	TP	A	TO	S	B	MP
Gwath	* 4-9	2-3	0-0	2	0	10	1	1	0	2	26
Coleman-Jones	* 3-5	0-1	2-2	1	0	8	3	0	0	1	23
Boyd	* 5-11	2-3	4-7	4	1	16	8	2	1	0	32
Davis	* 1-3	0-1	0-0	2	2	2	0	0	2	0	21
Byrd	* 5-9	4-6	5-6	1	1	19	2	2	1	0	31
Compton	1-1	0-0	2-2	2	4	4	0	1	1	0	10
McKinney III	1-4	0-1	2-2	1	1	4	2	1	0	0	18
DeGourville	2-3	1-2	1-1	4	0	6	3	0	0	0	18
Heide	5-5	0-0	0-0	5	2	10	0	0	1	0	17
Johnson Jr.	1-1	0-0	0-0	0	1	2	0	0	0	0	3
TEAM				1							0
Totals	28-51	9-17	16-20	23	12	81	19	7	6	3	200

Halftime: San Diego State 40, California Baptist 33. **FG%:** San Diego State 54.9, California Baptist 45.3. **3FG%:** San Diego State 52.9, California Baptist 36.4. **FT%:** California Baptist 100.0, San Diego State 80.0. **Officials:** Mike Reed, Michael Irving, DJ Carstensen. **Technical:** None.



GAME 10

No. 23 San Diego State 71 California 50

Dec. 21, 2024 | San Jose, Calif.
SAP Center | Att.: 4,051

SAN JOSE, Calif. (AP) Nick Boyd shook off a rough shooting first half to score all 17 of his points after halftime and No. 23 San Diego State beat California 71-50 on Saturday night.

After missing all six of his shots in the first half, Boyd hit two 3-pointers in the first minute of the second half to help send the Aztecs (8-2) to their fifth straight win.

BJ Davis and Miles Byrd each added 12 points for San Diego State.

Jeremiah Wilkinson scored 13 points and Andrej Stojakovic added 10 for the Golden Bears (7-5). Cal shot 25.5% for the game, its fourth worst shooting game in since at least the 1996-97 season, and lost its 19th straight game against a ranked opponent.

In limiting the Golden Bears to just 15.6 percent shooting in the first half (5-of-32), San Diego State had its best defensive shooting first half of the year and its second best in the last 30 years, only bested by limiting Air Force to 15.0 percent in the first half (3-of-20) on March 1, 2017.

San Diego State: The Aztecs missed 11 of its first 12 shots before going on a 16-1 run late in the first half. They then made 8 of 15 from 3-point range in the second half.

California: The Bears missed 16 straight shots in the first half. That led to some frustration for coach Mark Madsen, who was called for a technical foul late in the half.

Byrd hit a 3-pointer late in the final minute of the first half to end a streak of 21 straight misses from 3 for both teams to start the game. San Diego State missed its first 10 tries and Cal was 0 for 12 in the first half.

The Bears had scored at least 80 points in six straight games for the first time since 1972 before getting held to 50 by the Aztecs.

San Diego State	FG	3FG	FT	R	F	TP	A	TO	S	B	MP
Gwath	* 1-5	0-1	4-4	10	1	6	1	0	0	3	23
Coleman-Jones*	2-8	0-2	0-0	6	2	4	0	1	1	1	22
Boyd	* 6-13	5-8	0-0	3	1	17	1	2	4	0	25
Davis	* 5-11	2-4	0-0	4	2	12	0	2	2	0	23
Byrd	* 3-10	2-6	4-4	5	0	12	3	0	1	2	26
Compton	2-3	0-0	0-1	4	4	4	0	1	0	1	12
McKinney III	4-7	0-0	2-4	0	3	10	0	1	2	0	21
Heide	1-1	0-0	0-0	3	0	2	0	3	0	1	17
DeGourville	1-6	0-2	2-2	4	0	4	1	1	3	1	18
Johnson Jr.	0-0	0-0	0-0	2	4	0	0	2	0	0	5
Ferrari	0-2	0-2	0-0	0	0	0	0	0	0	0	4
Lopez	0-0	0-0	0-0	0	0	0	0	0	0	0	1
Schwarz	0-0	0-0	0-0	0	0	0	0	0	0	0	1
Lavin	0-1	0-1	0-0	0	0	0	0	0	0	0	1
TEAM				8				0			
Totals	25-67	9-26	12-15	49	17	71	6	13	13	9	200

California	FG	3FG	FT	R	F	TP	A	TO	S	B	MP
Olaj-Joseph	* 0-3	0-2	0-0	2	2	0	0	0	0	0	12
Petrailis	* 2-3	0-0	1-2	5	3	5	0	2	0	1	20
Sissoko	* 2-5	0-0	1-2	11	0	5	0	4	0	2	25
Stojakovic	* 2-12	2-6	4-4	2	1	10	0	2	3	3	25
Blacksher Jr.	* 0-6	0-3	2-2	0	0	2	0	2	1	0	21
Campbell	3-8	1-3	0-0	2	3	7	1	2	1	0	20
Mahoney	1-3	1-2	0-0	0	1	3	0	1	0	1	17
Wilkinson	3-11	0-7	7-9	6	2	13	2	3	0	0	23
Tucker	1-3	1-1	0-0	0	0	3	1	0	2	0	19
Dart	0-1	0-0	0-0	3	3	0	0	1	0	0	15
Curtis	0-0	0-0	2-2	0	0	2	0	0	0	0	2
Pavlovic	0-0	0-0	0-0	0	0	0	0	1	1	0	2
TEAM				8				0			
Totals	14-55	5-24	17-21	39	16	50	4	18	8	7	200

Halftime: San Diego State 25, California 16. **FG%:** San Diego State 37.3, California 25.5. **3FG%:** San Diego State 34.6, California 20.8. **FT%:** California 81.0, San Diego State 80.0. **Officials:** Mike Reed, Randy Richardson, Michael Irving. **Technical:** California Coach (1st, 5:17).



GAME 11

Utah State 67 No. 20 San Diego State 66

Dec. 28, 2024 | San Diego, Calif.
Steve Fisher Court at Viejas Arena | Att: 12,414

SAN DIEGO — Miles Byrd and Nick Boyd had 14 points each, but it was not enough as No. 20/20 San Diego State dropped a heartbreaker 67-66 to Utah State in its conference home opener at Viejas Arena on Saturday.

The Aztecs (8-3, 1-1 Mountain West) snapped their five-game win streak, which started with a 73-70 victory over No. 6/7 Houston on November 30.

Utah State (12-1, 2-0 MW) wins its second straight road game against elite competition following a win over the Saint Mary's Gaels in UCU Pavilion in Moraga, California, last Sunday.

San Diego State was dominant in the first half. The Aztecs scored the first seven points of the game, capped by a Byrd three-pointer. After Utah State got within four points just inside of 16 minutes, the Aztecs raced back ahead with Byrd draining another three to go up 25-12 with 8:31 remaining in the half. SDSU kept pushing as a Jared Coleman-Jones free throw put the team up 40-22 with just under two minutes left until halftime. The Aggies closed the half on a run, scoring five points in the final nine seconds of the first half to make it a 43-32 game at the break. Byrd had 12 of his 14 points in the first half while Falslev had 11 of his 16 in the opening 20 minutes.

The second half was a different story. The teams traded jumpers with Byrd scoring his final points of the game with 18:22 remaining. Utah State scored the next eight points to make the score 45-42 with 15 minutes left. Boyd responded with two straight buckets, but the Aggies went on a 14-6 run to take their first lead of the game, 56-55, with six minutes remaining. Each team made a pair of free throws before the Aztecs scored eight straight points to go up 65-58 with 1:56 to go. After grabbing an offensive board, the Aggies drove towards the basket and made a layup. A foul was called against Byrd on a close play, sending Utah State to the line, where it made a free throw as well. The Aggies made a three with 1:16 left to make it a one-point game before Nick Boyd got to the line and made a free throw to put the Aztecs back up two. Utah State made another three with seven seconds left to take the lead. Wayne McKinney III took a shot with three ticks left on the clock, but the ball bounced away as the clock struck zeroes.

Boyd and Byrd were the two Aztecs who finished in double figures. Boyd and Coleman-Jones had five rebounds each while Magoon Gwath paced the team with seven. BJ Davis did a good job distributing the ball, finishing with a career-high four assists, all of which came in the first half.

San Diego State shot better from the free throw line (90.9%-71.4%) while Utah State was better from beyond the arc (28.6%-25.0%) and the field (44.0%-38.5%). The Aztecs won the rebounding battle (31-27).

The Aztecs made at least 20 free throws with a 90% (20-of-22, 90.9%) or higher free throw percentage for the second time since February 2011 (SDSU shot 22-of-23 [95.7%] from the line at Air Force on January 21, 2023).

The Aztecs are off during the week before a road game at Boise State next Saturday at noon MT/1 p.m. PT. It will be televised on CBS with the radio call on San Diego Sports 760.

Utah State	FG	3FG	FT	R	F	TP	A	TO	S	B	MP
Johnson	* 0-2	0-2	0-0	0	2	0	0	1	1	0	10
Martinez	* 5-13	2-9	5-5	5	2	17	1	2	0	0	31
Falslev	* 6-13	2-5	2-5	4	3	16	4	1	5	0	36
Albury	* 4-5	0-0	3-3	4	3	11	1	2	1	0	21
Gateretse	* 0-0	0-0	3-4	3	3	3	0	0	0	0	15
Templin	3-7	0-3	0-2	6	1	6	3	2	0	1	24
Barnes	0-0	0-0	0-0	1	3	0	7	3	3	0	22
Alkanno	0-2	0-0	0-0	0	2	0	0	2	1	0	18
Anderson	4-8	4-7	2-2	2	3	14	0	1	1	0	23
Davis	0-0	0-0	0-0	0	1	0	0	1	0	0	2
TEAM				1				0			
Totals	22-50	8-28	15-21	27	24	67	16	15	12	1	200

San Diego State	FG	3FG	FT	R	F	TP	A	TO	S	B	MP
Gwath	* 2-7	0-1	0-0	7	2	4	1	2	0	1	27
Coleman-Jones*	2-4	0-1	3-4	5	1	7	0	1	0	1	22
Boyd	* 3-10	1-6	7-8	5	2	14	1	3	3	0	33
Davis	* 2-7	0-5	0-0	3	3	4	4	1	2	0	26
Byrd	* 3-7	2-5	6-6	2	5	14	3	3	2	0	23
Compton	3-5	0-0	2-2	3	0	8	0	1	0	0	14
McKinney III	2-9	1-4	2-2	3	2	7	0	2	0	0	23
DeGourville	2-2	2-2	0-0	1	2	6	2	1	3	0	21
Heide	1-1	0-0	0-0	1	0	2	0	0	1	0	9
TEAM				1				2			
Totals	20-52	6-24	20-22	31	17	66	11	16	11	2	200

Halftime: San Diego State 43, Utah State 32. **FG%:** Utah State 44.0, San Diego State 38.5. **3FG%:** Utah State 28.6, San Diego State 25.0. **FT%:** San Diego State 90.9, Utah State 71.4. **Officials:** Michael Irving, Nate Harris, Deldre Carr. **Technical:** None.



GAME 12

San Diego State 76 Boise State 68

Jan. 4, 2025 | Boise, Idaho
ExtraMile Arena | Att: 12,058

BOISE, IDAHO — Miles Byrd set a new career-high with 22 points as he helped San Diego State hand Boise State its first home loss of the season at ExtraMile Arena on Saturday afternoon by the score of 76-68.

The Aztecs (9-3, 2-1 Mountain West) returned to their winning ways after faltering 67-66 at home against Utah State last weekend.

The loss snaps Boise State's (11-4, 3-1 MW) five-game winning streak going back to non-conference play in mid-December.

The first half was back and forth. The teams exchanged baskets early leading to Boise State holding a 10-9 lead with 13:30 left to play. The Broncos made consecutive threes to go up seven, their largest lead of the game, before Wayne McKinney III connected from deep to bring the deficit back to four. Boise State made a layup to go back up six before Byrd went on a run, scoring the Aztecs' next nine points and bringing SDSU within a point 22-21 at the under-eight media timeout. San Diego State scored the next five points of the game on a BJ Davis jumper, a Jared Coleman-Jones layup and a Demarshay Johnson Jr free throw to take its first lead of the game and go up four points. The Broncos scored four consecutive points on free throws to tie the game and eventually retake the lead before Johnson Jr. took it right back with a putback dunk with three minutes remaining. The Aztecs extended the lead to four before Boise State had a three-point play in the final minute of the first half and the teams headed to the locker rooms for halftime with the Aztecs on top 33-32. In the first half, Byrd had 14 points while Tyson Degenhart was held to just five (all on free throws).

SDSU did not trail in the second half. Byrd opened the half with another three and the Aztecs treaded water, staying up between one and four points until a Byrd lob to Magoon Gwath was slammed home to make it 47-41 with 14:23 to go. The Broncos scored the next six points to tie the game, but Miles Heide reclaimed the lead for San Diego State, followed by another McKinney III to extend it. Coming out of the under-eight media timeout, Alvaro Cardenas scored five straight points to bring the Broncos back within one. After an Aztec timeout, the team was unfazed, as Byrd made a layup before two consecutive Boise State turnovers led to Taj DeGourville layups on the other end including a free throw on the second to make it 65-57. SDSU was able to get the lead as high as ten, but the Broncos cut it back down with the final score ending up 76-68.

Beyond Byrd's career-high 22 points, DeGourville was a key contributor off the bench for SDSU with 13 points (one shy of his career-high against Occidental) and a team leading six rebounds. Coleman-Jones battled his way to nine points and five boards and Nick Boyd chipped in seven points while dishing out five assists. McKinney III was also important off the bench, adding a pair of three-pointers.

San Diego State shot better from the floor (44.3%-37.7%) and from deep (41.2%-23.3%) while Boise State was better from the free throw line (84.0%-62.5%). The Aztecs won the rebounding battle (39-29) and had more steals (7-4). SDSU scored more points in the paint (30-22) and on second opportunities (21-9).

San Diego State	FG	3FG	FT	R	F	TP	A	TO	S	B	MP
Gwath	* 2-7	0-1	0-0	4	4	4	1	2	2	0	26
Coleman-Jones*	4-10	1-2	0-0	5	1	9	1	3	1	0	30
Boyd	* 1-6	0-1	5-6	3	1	7	5	1	0	0	32
Davis	* 1-3	0-1	2-2	2	4	4	2	1	1	0	18
Byrd	* 8-15	3-6	3-7	4	3	22	2	1	1	0	34
McKinney III	3-6	2-3	0-0	3	0	8	0	0	0	0	16
DeGourville	4-7	1-2	4-5	6	2	13	1	1	1	0	21
Heide	3-5	0-1	0-2	5	3	6	0	2	1	0	13
Johnson Jr.	1-2	0-0	1-2	3	3	3	0	0	0	0	11
TEAM				4				0			
Totals	27-61	7-17	15-24	39	21	76	12	11	7	0	200

Boise State	FG	3FG	FT	R	F	TP	A	TO	S	B	MP
Degenhart	* 1-7	0-5	7-8	3	4	9	2	0	1	0	37
Meadow	* 4-8	0-3	6-6	3	4	14	0	0	1	0	34
Anderson	* 0-1	0-0	0-0	0	0	0	0	0	0	0	9
Keene	* 1-2	0-1	0-0	1	1	2	0	0	0	0	9
Cardenas	* 3-12	2-6	1-3	2	5	9	6	4	1	0	27
Stanley	1-3	0-2	2-2	5	3	4	0	3	0	0	15
Buchanan	2-4	0-1	0-0	8	3	4	2	4	0	1	24
Lockett	5-10	3-8	3-4	1	1	16	2	0	1	0	26
Bowie	3-6	2-4	2-2	3	1	10	1	1	0	1	15
Ugbo	0-0	0-0	0-0	0	1	0	0	0	0	0	3
TEAM				3				1			
Totals	20-53	7-30	21-25	29	23	68	13	13	4	2	200

Halftime: San Diego State 33, Boise State 32. **FG%:** San Diego State 44.3, Boise State 37.7. **3FG%:** San Diego State 41.2, Boise State 23.3. **FT%:** Boise State 84.0, San Diego State 62.5. **Officials:** Earl Walton, Mike Littlewood, Randy McCall. **Technical:** None.



GAME 13

San Diego State 67 Air Force 38

Jan. 8, 2025 | San Diego, Calif.
Steve Fisher Court at Viejas Arena | Att: 12,414

SAN DIEGO — San Diego State men's basketball started slow, but ultimately cruised to a 67-38 win over Air Force at Steve Fisher Court at Viejas Arena.

The Aztecs (10-3, 3-1 Mountain West) have now won 17 straight home matchups against the Falcons (3-12, 0-3 MW), the longest active streak against any team.

Nick Boyd led all scorers with 16 points on 6-of-10 shooting. BJ Davis was second with 15 points on 5-of-9 shooting. Both had 13-point halves with Boyd's coming in the first and Davis' in the second.

Jared Coleman-Jones had a milestone day with a career-high 14 rebounds to surpass 500 total for his career. He also added 10 points for his first double-double as an Aztec and ninth of his career.

The Aztecs were ice cold to start Wednesday night's contest, shooting 3-of-19 (15.8%) through the first 10 minutes on the court.

On the other side, Air Force made their first three field goals and five of their first six shots to jump out to an early lead. In a six-minute stretch from 17:14 to 11:01, the Falcons went on a 17-2 scoring run for a 12-point advantage.

The momentum shifted quickly around the 10-minute mark when SDSU's defense forced a shot clock violation, the first of four consecutive Air Force turnovers and the start of a 22-2 scoring run for the Scarlet and Black.

For the remainder of the first half, the Aztecs made 10-of-16 from the field on offense and forced nine Air Force turnovers on defense to lead by nine at the break.

The second half started with a 14-0 Aztec run thanks in large part to four consecutive field goals and 11 points from BJ Davis. The stretch gave SDSU a 21-point advantage and never fell below that mark the rest of the night.

San Diego State's defense was dominant in the second half surrendering just 14 points and holding the Falcons to just 2-of-16 shooting from the field and 1-of-10 from beyond the arc in the final 20 minutes on its way to the 67-38 victory.

Next up for the Aztecs is a trip to New Mexico on Saturday to take on the Lobos. Tipoff on CBS will be at 10 a.m. PT (11 a.m. MT).

San Diego State called a timeout down, 20-8, with 11:01 left in the first half. The Aztecs outscored the Falcons, 59-18, the rest of the way, including at one point a 40-4 run.

San Diego State's 14 second half points allowed is the second fewest points allowed in a second half since at least 1996-97. The 38 total points allowed is tied for third fewest in a Mountain West game.

The Aztecs' +25 rebound margin (49-24) is the largest for the program in a Mountain West game.

Air Force	FG	3FG	FT	R	F	TP	A	TO	S	B	MP
Kearney	* 2-7	1-5	4-4	1	0	9	1	2	1	1	23
Walker	* 1-2	0-0	0-4	3	0	2	2	3	3	0	18
Taylor	* 3-9	3-6	2-2	5	4	11	1	3	3	0	35
Mills	* 0-0	0-0	0-0	1	3	0	1	0	0	0	16
Marshall	* 2-5	0-1	2-5	1	2	6	0	2	1	1	34
Celichowski	1-3	1-1	0-0	1	2	3	0	1	0	0	16
Brown	0-0	0-0	1-2	4	1	1	1	2	0	2	19
Springer	1-3	0-2	0-1	1	0	2	0	1	0	0	6
Duskin	1-4	0-3	0-0	4	1	2	0	2	0	2	19
Becker	0-1	0-1	0-0	0	0	0	0	0	0	0	6
Cooper	0-2	0-1	2-4	1	0	2	0	1	0	0	4
Patterson	0-0	0-0	0-0	0	1	0	0	0	0	0	2
Oke	0-0	0-0	0-0	1	0	0	0	0	0	0	2
TEAM				1			4				
Totals	11-36	5-20	11-22	24	14	38	6	21	8	6	200

San Diego State	FG	3FG	FT	R	F	TP	A	TO	S	B	MP
Gwath	* 3-7	0-1	2-4	5	1	8	0	1	0	1	23
Coleman-Jones	* 4-7	0-1	2-4	15	4	10	0	2	1	0	25
Boyd	* 6-10	3-5	1-2	4	1	16	1	2	5	0	24
Davis	* 5-9	3-4	2-2	5	0	15	2	0	2	0	26
Byrd	* 3-10	0-5	1-1	4	2	7	2	0	3	2	21
McKinney III	0-6	0-1	0-0	1	3	0	0	1	0	0	16
Compton	1-2	0-0	2-4	3	4	0	3	1	0	0	17
DeGourville	2-11	0-5	0-0	3	1	4	4	0	0	0	22
Ferrari	1-3	0-2	0-0	4	1	2	0	0	1	0	20
Lawin	0-3	0-2	0-0	1	2	0	0	0	0	0	3
Lopez	0-1	0-0	0-0	1	0	0	0	0	0	0	2
Schwarz	0-0	0-0	1-2	0	0	1	0	0	0	0	2
TEAM				3			2				
Totals	25-69	6-26	11-19	49	18	67	9	11	13	3	200

Halftime: San Diego State 33, Air Force 24. **FG%:** San Diego State 36.2, Air Force 30.6. **3FG%:** Air Force 25.0, San Diego State 23.1. **FT%:** San Diego State 57.9, Air Force 50.0. **Officials:** Michael Reed, Randy Richardson, Nate Harris. **Technical:** None.



GAME 14

New Mexico 62 San Diego State 48

Jan. 11, 2025 | Albuquerque, N.M.
The Pit | Att.: 15,428

ALBUQUERQUE, N.M. — Miles Byrd (14 points) and Jared Coleman-Jones (10 points) each reached double figures, but it was not enough for San Diego State as the Aztecs came up short 62-48 at New Mexico on Saturday morning.

The Aztecs (10-4, 3-2 Mountain West) dropped a game for the first time in 2025. The team returns to America's Finest City to take on Colorado State and UNLV next week.

New Mexico (14-3, 6-0 MW) has not lost since suffering an 89-83 defeat at home against their rival, New Mexico State, on December 7.

Magoon Gwath scored on the opening possession of the game and Coleman-Jones scored his first bucket the next time down the floor to give the Aztecs a 4-2 lead early. New Mexico scored the next 12 points to go ahead 14-4. SDSU responded with five of the next seven points to get within seven. After the Lobos pushed their lead to 14, Coleman-Jones drained a three-pointer just inside of four minutes. He scored eight of his ten points in the opening 20 minutes. Each team would make just one more shot in the first half with Byrd making his first three with 45 seconds left to finish the scoring in the first half with the Aztecs trailing 30-20.

Byrd opened the second half with a three-point play and a Coleman-Jones layup just 46 seconds into the second half cut the Aztec deficit to five points. Byrd would drain a pair of three-pointers just two possessions apart around five and six minutes into the second half to bring SDSU back within nine points. The Lobos would push the lead back out again, culminating with a Donovan Dent layup with 3:52 left in the game, but it was all Aztecs the rest of the way. While the Aztec defense shut out New Mexico for the remainder of the game, Wayne McKinney III made two baskets and Nick Boyd connected on a pair of free throws as the Aztecs fell 62-48.

While Byrd and Coleman-Jones led the way scoring for the Aztecs, Boyd dished out five assists and Gwath swatted four shots for the sixth time this season.

Donovan Dent (16 points, 5 assists) was the top scorer for New Mexico while Tru Washington (13 points) and Mustapha Amzil (10 points, 11 rebounds) also finished in double figures. Filip Borovicanin (nine points, nine rebounds) and Nelly Junior Joseph (nine rebounds) crashed the boards for the Lobos.

San Diego State shot better from the line (52.9%-40.0%) and beyond the arc (31.3%-21.4%) and the teams were nearly identical from the field (35.8%-35.4% in favor of UNM). The Aztecs blocked more shots (8-7). SDSU bench players outscored their Lobo counterparts (9-8).

Byrd is averaging 13.5 points per game when playing at New Mexico in his career compared to 6.4 points per game overall in his career.

SDSU returns home to Viejas Arena next week to take on Colorado State on Tuesday night at 8 p.m. The game will be broadcast on CBS Sports Network and San Diego Sports 760.

San Diego State	FG	3FG	FT	R	F	TP	A	TO	S	B	MP
Gwath	* 3-5	0-0	0-2	3	2	6	1	2	0	4	29
Coleman-Jones	* 4-7	1-1	1-2	4	2	10	1	1	0	2	28
Boyd	* 2-9	1-4	2-2	4	3	7	5	2	0	0	31
Davis	* 0-5	0-2	2-2	0	3	2	1	2	2	1	23
Byrd	* 5-13	3-7	1-3	4	1	14	2	1	3	0	33
Compton	1-2	0-0	3-6	4	2	5	0	0	0	1	17
McKinney III	2-6	0-1	0-0	4	4	4	0	2	0	0	14
Heide	0-0	0-0	0-0	1	0	0	0	1	0	0	7
DeGourville	0-1	0-1	0-0	3	1	0	0	3	0	0	17
Ferrari	0-0	0-0	0-0	0	0	0	0	0	0	0	2
TEAM				9			1				
Totals	17-48	5-16	9-17	35	19	48	10	14	5	8	200

New Mexico	FG	3FG	FT	R	F	TP	A	TO	S	B	MP
Borovicanin	* 3-9	2-7	1-3	9	2	9	2	0	0	0	29
Amzil	* 4-12	0-4	2-6	11	2	10	2	0	2	3	33
Joseph	* 3-10	0-0	0-0	9	3	6	2	2	0	1	30
Dent	* 6-12	0-2	4-6	1	1	16	5	3	3	0	31
Washington	* 5-10	3-7	0-4	5	1	13	1	1	1	1	29
Ally Aitiki	1-1	0-0	1-1	2	2	3	0	1	1	1	10
Appelhaus	0-0	0-0	0-0	0	0	0	0	0	0	0	5
Noland	1-5	0-2	0-0	1	1	2	0	0	0	0	14
Milicevic	0-2	0-0	0-0	2	2	0	0	0	0	0	5
Dolson	1-5	1-4	0-0	1	2	3	1	0	0	1	11
Sacko	0-0	0-0	0-0	2	0	0	0	0	0	0	2
Webb	0-1	0-1	0-0	0	0	0	0	0	0	0	2
TEAM				8			1				
Totals	24-67	6-28	8-20	51	16	62	13	9	7	7	200

Halftime: New Mexico 30, San Diego State 20. **FG%:** New Mexico 35.8, San Diego State 35.4. **3FG%:** San Diego State 31.3, New Mexico 21.4. **FT%:** San Diego State 52.9, New Mexico 40.0. **Officials:** Kelly Pfeiffer, Larry Sciroto, Deldre Carr. **Technical:** None.



GAME 15

San Diego State 75 Colorado State 60

Jan. 14, 2025 | San Diego, Calif.
Steve Fisher Court at Viejas Arena | Att: 12,414

SAN DIEGO — San Diego State men's basketball dominated Colorado State, 75-60, on the back of a career night from Miles Byrd Tuesday night. The sophomore totaled 25 points on 8-of-15 shooting (5-of-9 from three) to go along with seven steals.

Byrd's 25 points, seven steals and five threes are all career highs while his eight field goals matches his career high.

The Aztecs (11-4, 4-2 Mountain West) have now won five consecutive games against the Rams (10-7, 4-2 MW) when playing at Steve Fisher Court at Viejas Arena.

Colorado State jumped out to the early 11-8 lead at the first media timeout, but Wayne McKinney III and Pharaoh Compton combined to go on an 8-0 scoring run to give the Aztecs their first lead of the night.

Byrd scored 11 of his 15 first half points in the final nine minutes of the half to help keep the Scarlet and Black out front.

The Rams, however, put together a quick 7-0 run to make it a one-possession game with less than seconds remaining. BJ Davis promptly took the inbound down court and banked in a three before the horn for a 35-29 SDSU advantage at the break.

San Diego State's lead reached double-digits on a Byrd three with 17:16 on the clock and never dipped below it the rest of the way leading by as many as 20 points at the 4:23 mark.

The 75-60 victory extends SDSU's win streak to 11 straight games when leading with five minutes left to play.

BJ Davis added 12 points in the victory, his ninth time in double-figures this season. Magoon Gwath had nine points along with a game-high seven rebounds while Wayne McKinney III had nine off the bench.

SDSU forced 20 turnovers on the night leading to a one-sided 22-8 points off turnover advantage. The bench players also made a difference with the Aztecs owning a 20-2 advantage.

San Diego State returns to action on Saturday afternoon as they welcome UNLV to Viejas Arena. The game will tip at 5 p.m. on CBS Sports Network.

Miles Byrd is just the second player in the NCAA this season to record 25 points and seven steals in a game, joining Long Beach State's Devin Askew who had 28 points and seven steals against Hawai'i on Dec. 7.

Byrd's seven steals make him the third Aztec with seven steals in a game since the 1999-00 season and is tied for the most by an Aztec in a Mountain West game, joining Deandre Moore vs. Colorado State on Feb. 1, 2003.

Colorado State	FG	3FG	FT	R	F	TP	A	TO	S	B	MP
Cracker-Johnson	* 2-4	1-3	2-2	5	3	7	1	3	1	0	24
Evans	* 5-7	4-6	0-1	3	3	14	2	4	0	0	30
Clifford	* 5-16	1-8	0-2	6	2	11	2	6	0	0	39
Lake	* 5-9	3-6	2-2	4	2	15	1	1	1	0	30
Mbamba	* 3-5	0-1	5-6	5	3	11	1	3	0	0	26
Williams	0-4	0-2	0-0	2	0	0	0	1	1	0	14
Jorgensen	0-1	0-1	2-2	2	0	2	1	0	0	0	14
Morton	0-0	0-0	0-0	1	4	0	0	0	0	0	13
Born	0-1	0-1	0-0	1	3	0	0	1	0	0	10
TEAM				3			1				
Totals	20-47	9-28	11-15	32	20	60	9	20	2	0	200

San Diego State	FG	3FG	FT	R	F	TP	A	TO	S	B	MP
Gwath	* 3-7	0-1	3-5	7	2	9	0	2	1	0	29
Coleman-Jones	* 1-3	0-1	0-0	4	1	2	1	1	0	0	22
Boyd	* 1-4	0-2	5-6	0	3	7	3	1	0	0	27
Davis	* 3-9	2-6	4-4	3	2	12	0	1	0	0	24
Byrd	* 8-15	5-9	4-4	6	2	25	1	1	7	1	33
McKinney III	4-7	1-2	0-0	1	2	9	1	1	1	0	18
DeGourville	0-6	0-3	0-0	3	2	0	4	1	0	0	14
Heide	0-0	0-0	0-0	2	2	0	1	0	0	0	16
Compton	4-4	0-0	0-7	3	3	8	0	1	1	0	12
Ferrari	1-1	1-1	0-0	1	1	3	0	0	0	0	3
TEAM				2			1				
Totals	25-56	9-25	16-26	32	20	75	11	10	11	3	200

Halftime: San Diego State 35, Colorado State 29. **FG%:** San Diego State 44.6, Colorado State 42.6. **3FG%:** San Diego State 36.0, Colorado State 32.1. **FT%:** Colorado State 73.3, San Diego State 61.5. **Officials:** Mike Pearson, Rob Kueneman, Galen Durant. **Technical:** DeGourville, San Diego State (6-50, 2nd).



GAME 16

UNLV 76

San Diego State 68

Jan. 18, 2025 | San Diego, Calif.
Steve Fisher Court at Viejas Arena | Att: 12,414

SAN DIEGO — San Diego State men's basketball suffered a 76-68 defeat to UNLV at Steve Fisher Court at Viejas Arena on Saturday afternoon.

The Aztecs (11-5, 4-3 Mountain West) could not overcome their first half shooting struggles shooting just 26.9% (7-of-26) and 18.8% (3-of-16) from beyond the arc.

Miles Byrd led all scorers with 21 points, all coming in the second half. Nick Boyd finished 16 and BJ Davis added 10.

Dedan Thomas Jr. led the Rebels (11-7, 5-2 MW) with 19 points and a game-high five assists. UNLV also received 13 points from Brooklyn Hicks and 12 from Jaden Henley.

UNLV jumped out to an early lead as San Diego State started the contest 0-for-5 from the field.

The Aztecs wound up taking the lead with 11:15 left in the first half as the first of four lead changes over the next four minutes. However, the Rebels took the lead back at the 6:51 mark and never relinquished it again, taking an eight-point lead into halftime.

UNLV had their largest lead of the game with a 13-point advantage early in the second half, but a pair of Boyd triples flipped the momentum and forced a Rebel timeout.

At the 11:18 mark, the Scarlet and Black started a quick 9-0 run to make it a one-possession game. But once again the shooting went cold and despite a stretch of nearly five full minutes without a UNLV field goal, SDSU could never get back within three the rest of the way.

San Diego State returns to action next Wednesday with a trip to Colorado Springs to face Air Force. Tip will be at 8 p.m. MT (7 p.m. PT) on CBS Sports Network.

UNLV	FG	3FG	FT	R	F	TP	A	TO	S	B	MP
Hill	* 1-2	0-0	2-3	2	3	4	2	2	1	0	13
Cherry	* 4-9	0-0	0-1	3	2	8	2	0	0	2	23
Henley	* 2-7	2-3	6-6	7	2	12	0	1	0	0	30
Thomas Jr.	* 4-13	1-5	10-10	1	1	19	5	5	1	0	39
Rishwain	* 3-6	2-5	0-0	5	3	8	0	1	2	1	29
N'Diaye	1-1	0-0	2-3	7	3	4	0	0	0	0	12
Hicks	5-7	1-2	2-4	3	2	13	1	1	1	0	25
Bedford	4-10	0-5	0-0	6	3	8	0	1	1	0	24
Bannarbie	0-0	0-0	0-0	0	1	0	1	1	0	0	5
TEAM				3			1				
Totals	24-55	6-20	22-27	37	20	76	11	13	6	3	200

San Diego State	FG	3FG	FT	R	F	TP	A	TO	S	B	MP
Gwath	* 1-2	0-1	0-0	2	5	2	0	2	2	0	12
Coleman-Jones*	3-5	0-1	2-3	7	4	8	4	0	1	1	33
Boyd	* 5-10	2-5	4-6	5	1	16	1	2	0	0	32
Davis	* 4-8	2-4	0-1	1	1	10	1	0	4	0	31
Byrd	* 7-20	4-12	3-3	3	4	21	1	1	0	1	34
McKinney III	0-3	0-2	0-0	1	4	0	0	2	0	0	17
Compton	0-2	0-0	0-0	2	0	2	1	0	0	0	12
Heide	1-2	0-0	0-0	2	3	2	0	1	0	0	8
DeGourville	3-8	1-3	2-3	7	2	9	2	3	1	2	21
Johnson Jr.	0-0	0-0	0-0	0	0	0	0	1	0	0	1
Ferrari	0-0	0-0	0-0	0	0	0	0	0	0	0	0+
TEAM				2			1				
Totals	24-60	9-28	11-16	32	24	68	11	14	8	4	200

Halftime: UNLV 31, San Diego State 23. **FG%:** UNLV 43.6, San Diego State 40.0. **3FG%:** San Diego State 32.1, UNLV 30.0. **FT%:** UNLV 81.5, San Diego State 68.8. **Officials:** Earl Walton, Nate Harris, Paul Szelc. **Technical:** None.



GAME 17

San Diego State 77

Air Force 76

Jan. 21, 2025 | USAF Academy, Colo.
Clune Arena | Att: 1,434

USAF, Colo. — Wayne McKinney III scored a season-high 18 points, the last two coming on a full court driving layup as time expired to give San Diego State a 77-76 win at Air Force in overtime on Wednesday night.

The Aztecs (12-5, 5-3 Mountain West) won their 11th consecutive game against the Falcons and sixth straight in Clune Arena, but it was the first time of the 11 that a game went to overtime and first game of the six to be decided by single digits.

Air Force (3-16, 0-8 MW) will continue to seek its first win since December 7, and first win of conference play when it hosts Utah State on Saturday afternoon.

The teams went back and forth in the first few minutes of the game with the Falcons taking an 8-6 lead four and a half minutes into the game. The Aztecs offense responded by firing off an 11-0 run, taking a nine-point lead as Jared Coleman-Jones made a pair of three-pointers and Taj DeGourville added one. Air Force was able to get back within one possession before a Kim Ferrari three brought the lead back up to five with just under five minutes remaining in the half. Ethan Taylor scored the last seven points of the half for the Falcons, cutting the deficit to a point before a Coleman-Jones jumper and free throw gave the Aztecs a 35-31 lead heading into the halftime break.

Magoon Gwath had a three-point play on the opening possession of the second half and McKinney III scored the next 10 points for San Diego State to go up 48-38 with 14:33 left in the game. Air Force responded with a 15-4 run to take a one point lead, its first since 8-6, with 8:47 remaining in regulation. The teams traded baskets with the Aztecs still down a point after a Coleman-Jones layup with 4:50 left. The Falcons made three free throws to go up four but two Miles Byrd free throws and a pair of DeGourville jumpers put the Aztecs up two with 49 seconds remaining. Kyle Marshall scored a quick layup immediately afterwards to tie the game but missed a free throw to take the lead. McKinney III and DeGourville had looks but were unable to convert and the game went to overtime tied at 68.

The Falcons won the jump ball in overtime and Taylor was fouled shooting a three. He would convert all his free throws to take a three-point lead. BJ Davis was fouled on the other end and made a free throw for SDSU. After the Aztecs forced a turnover, Davis made a layup to tie the game at 71 with 3:47 left. Luke Kearney was fouled on the other end and made his free throws to retake a two-point lead. Following missed shots on both sides, McKinney made two foul shots to tie the game at 73. San Diego State got a stop followed by a DeGourville jumper to take the lead. A Gwath block on the other end helped lead to a shot clock violation but the Aztecs were unable to take advantage, and the Falcons got the ball back with 27 seconds left. Yoda Oke went to the line and made his first free throw but missed the second. However, Celichowski tipped the ball in to give Air Force a 76-75 lead with four seconds left. The Aztecs had a chance to regroup during a review of the tip in. DeGourville threw the ball in to McKinney, who got a crack screen from Coleman-Jones and drove to the basket for a layup as the buzzer sounded, sending the Aztecs home victorious, 77-76.

Along with McKinney III's 18 points, Coleman-Jones (14 points, six rebounds) and DeGourville (11 points, seven rebounds) finished in double figures for the Aztecs. Gwath chipped in nine points with seven rebounds, three assists and two blocks. Byrd excelled defensively with four steals and three blocks.

Air Force scored at a higher rate from the field (43.2%-41.5%), beyond the arc (40.0%-22.2%) and the free throw line (68.2%-63.0%). San Diego State had eight steals and seven blocks, only turning the ball over six times, while the Falcons tallied just one block and three steals while turning the ball over 17 times. The Aztecs scored more from the field, draining 27 field goals to Air Force's 19 and outscoring the Falcons off turnovers (19-8), in the paint (38-22), and off the bench (34-9).

The Scarlet and Black improved to 4-0 under Brian Dutcher and 19-5 in their last 24 games when wearing red jerseys.

San Diego State	FG	3FG	FT	R	F	TP	A	TO	S	B	MP
Gwath	* 3-7	0-2	3-5	7	2	9	3	1	1	2	32
Coleman-Jones*	5-9	2-3	2-5	6	4	14	0	1	1	1	33
Boyd	* 2-10	1-5	1-2	2	5	6	3	2	0	0	23
Davis	* 2-8	0-3	2-4	2	4	6	2	1	0	0	31
Byrd	* 2-9	0-6	4-4	2	5	8	1	0	4	3	25
Heide	1-1	0-0	0-0	4	4	2	1	0	0	0	11
McKinney III	6-11	1-4	5-7	3	2	18	0	0	0	0	25
Compton	0-0	0-0	0-0	1	2	0	0	0	0	1	8
DeGourville	5-9	1-3	0-0	7	2	11	0	1	1	0	26
Ferrari	1-1	1-1	0-0	1	1	3	0	0	1	0	11
Johnson Jr.	0-0	0-0	0-0	0	0	0	0	0	0	0	1
TEAM				2			0				
Totals	27-65	6-27	17-27	37	31	77	10	0	8	7	225

Air Force	FG	3FG	FT	R	F	TP	A	TO	S	B	MP
Kearney	* 3-9	3-8	5-7	4	3	14	2	1	1	0	42
Celichowski	* 8-8	1-1	5-6	2	4	22	0	2	0	1	34
Taylor	* 4-10	4-8	9-11	8	4	21	1	2	1	0	43
Mills	* 1-4	0-2	2-2	3	5	4	2	3	1	0	26
Marshall	* 1-6	0-0	4-7	11	3	6	0	2	0	0	40
Brown	0-2	0-0	0-0	0	1	0	3	2	0	0	11
Walker	2-3	0-0	3-7	1	0	7	0	1	0	0	11
Oke	0-2	0-1	2-4	5	4	2	3	1	0	0	19
TEAM				5			3				
Totals	19-44	8-20	30-44	39	24	76	11	17	3	1	225

Halftime: San Diego State 35, Air Force 31. **FG%:** Air Force 43.2, San Diego State 41.5. **3FG%:** Air Force 40.0, San Diego State 22.2. **FT%:** Air Force 68.2, San Diego State 63.0. **Officials:** Verne Harris, Brian Dorsey, Randy McCall. **Technical:** Byrd, San Diego State (1st, 4:45).



GAME 18

San Diego State 69

Nevada 50

Jan. 25, 2025 | Reno, Nev.
Lawlor Event Center | Att: 9,058

RENO, NEV. — Magoon Gwath was 7-of-7 from the field and finished with 15 points and 13 rebounds and Miles Byrd dished out nine assists as San Diego State earned a convincing 69-50 road win over the Nevada Wolf Pack at Lawlor Events Center on Saturday night.

The Aztecs (13-5, 6-3 Mountain West) improved to 14-4 against the Wolf Pack in the Brian Dutcher era (since 2017-18). SDSU climbs to 4-1 on the road this season and 7-2 away from Viejas Arena on the campaign.

Nevada, (11-9, 3-6 MW) which opened Mountain West play with four consecutive losses before rattling off three straight wins, drops its second contest in a row. The Wolf Pack will look to rebound at Boise State on Wednesday.

BJ Davis opened the game with a three-pointer and Jared Coleman-Jones made a layup to put the Aztecs up 5-0. The Wolf Pack responded with an 11-0 run and scored 13 of the next 15 points to go up 13-7 with just under 11 minutes remaining in the half. The run represented more points than the Aztecs would allow for the rest of the half combined. San Diego State battled back with a 13-0 run of its own including threes from Taj DeGourville, Kim Ferrari and Gwath to take a 20-13 lead with six minutes to go in the half. Nevada rallied with eight of the next ten points to get within a point with three minutes left but back-to-back buckets from Gwath and a Davis layup as the half came to a close gave the Aztecs a 28-21 advantage heading into the locker room.

The SDSU defense locked down to begin the second half, not allowing a basket for the first 4:54 of the latter period. Byrd made his first three during that stretch as the Aztecs grew their lead to 11 with 11:30 to go. San Diego State put the pedal to the metal with a 13-3 run as another DeGourville three ballooned the lead to 21 points (52-31) with seven minutes left in the contest. DeGourville drained two more threes and Byrd added another of his own as Nevada was not able to shrink the deficit to lower than 16 points the rest of the way. Pharaoh Compton tacked on two dunks in the final 1:05 including one with five seconds remaining to put the exclamation point on San Diego State's 69-50 victory.

In addition to Gwath (15 points, 13 rebounds) and Byrd (11 points, nine assists), DeGourville finished in double figures with 14 points thanks to a quartet of three-pointers. Nick Boyd tallied seven points and dished out six assists while not turning the ball over once.

Justin McBride (13 points), Kobe Sanders (12 points, eight rebounds) and Xavier DuSell (11 points) finished in double figures to lead Nevada.

San Diego State shot better from the field (48.2%-29.4%), from deep (36.0%-19.2%) and from the free throw line (75.0%-68.2%). SDSU had 21 assists to Nevada's 11. The Aztecs scored more in the paint (36-12) and on fast breaks (10-2).

Miles Byrd became the first Aztec since at least 1996-97 with nine assists, three steals and a block in a game.

Magoon Gwath became the first Aztec to have a double double with a perfect shooting night since Roy Kruswyk was 6-of-6 from the floor and finished with 13 points and ten rebounds in an 80-78 loss to Southern Methodist on January 15, 1998.

SDSU returns to America's Finest City for a pair of home games next week. The Aztecs will face San Jose State at 7:40 p.m. on Tuesday night and Wyoming at 5 p.m. next Saturday. Tuesday's game is a redout with the first 5,000 fans receiving a replica of San Diego State's red jersey, which the team will wear against the Spartans. It will be broadcast on FS1 and San Diego Sports 760. Saturday's contest will be televised on CBS Sports Network with the radio call on San Diego Sports 760.

San Diego State	FG	3FG	FT	R	F	TP	A	TO	S	B	MP
Gwath	* 7-7	1-1	0-0	13	3	15	0	2	1	2	29
Coleman-Jones*	2-4	0-1	0-0	1	4	4	0	0	1	0	18
Boyd	* 3-11	0-6	1-1	2	0	7	6	0	1	0	27
Davis	* 2-3	1-2	0-0	1	4	5	0	0	0	0	14
Byrd	* 3-13	2-7	3-4	4	0	11	9	3	3	1	34
McKinney III	1-2	0-1	0-1	0	0	2	1	1	0	0	17
Heide	1-2	0-0	0-0	6	2	2	1	1	0	1	20
Compton	3-6	0-0	0-0	1	4	6	1	1	1	1	12
DeGourville	4-6	4-5	2-2	1	1	14	3	1	0	0	27
Ferrari	1-2	1-2	0-0	0	0	3	0	0	0	0	3
TEAM				5			1				
Totals	27-56	9-25	6-8	34	18	69	21	10	7	5	200

Nevada	FG	3FG	FT	R	F	TP	A	TO	S	B	MP
T. Coleman	* 0-4	0-2	0-0	3	0	0	3	3	1	1	31
Davidson	* 1-9	0-3	4-5	3	4	6	1	2	2	0	26
Hymes	* 0-1	0-0	2-4	7	2	2	0	1	0	1	19
Sanders	* 5-14	0-4	2-2	8	1	12	2	0	1	1	32
Foster	* 0-0	0-0	3-7	1	0	3	1	1	1	0	13
McBride	4-7	1-4	4-4	2	2	13	1	2	0	0	21
DuSell	4-8	3-7	0-0	1	2	11	1	0	1	0	25
Love	0-0	0-0	0-0	0	1	0	1	0	0	0	6
Bailey III	0-6	0-4	0-0	2	0	0	0	0	0	0	12
Rollison	1-2	1-2	0-0	2	0	3	1	1	0	0	13
J. Coleman	0-0	0-0	0-0	0	0	0	0	0	0	0	2
TEAM				6			0				
Totals	15-51	5-26	15-22	35	12	50	11	10	6	3	200

Halftime: San Diego State 28, Nevada 21. **FG%:** San Diego State 48.2, Nevada 29.4. **3FG%:** San Diego State 36.0, Nevada 19.2. **FT%:** San Diego State 75.0, Nevada 68.2. **Officials:** Kevin Brill, Thomas Nunez, Daryl Gelinas. **Technical:** None.

Record: 13-5 (Home: 6-3, Away: 4-1, Neutral: 3-1)
Mountain West: 6-3 (Home: 2-2, Away: 4-1)

SDSU		San Diego State High									
Date	NR	Opponent	SDSU Result		W-L	Record	MW	Scorer	Rebounder	Assists	Attendance
Nov. 6	rv/rv	UC SAN DIEGO	W	63-58	W1	1-0		Byrd - 20	Coleman-Jones - 9	Boyd - 4	12,414
Nov. 12		OCCIDENTAL	W	100-49	W2	2-0		Davis, Gwath, McKinney - 16	Heide - 8	DeGourville - 5	12,366
Nov. 18		GONZAGA	L	67-80	L1	2-1		Boyd - 23	Boyd - 9	Byrd, Coleman-Jones - 3	12,414
Nov. 26		^vs. Creighton	W	71-53	W1	3-1		Davis - 18	Davis - 9	Boyd - 5	7,602
Nov. 27		^vs. Oregon	L	68-78	L1	3-2		Davis - 18	Coleman-Jones - 6	DeGourville - 4	6,143
Nov. 30		^vs. Houston	ot-W	73-70	W1	4-2		Byrd - 18	Boyd - 7	Boyd - 6	5,116
Dec. 4	24/rv	*at Fresno State	W	84-62	W2	5-2	1-0	Gwath - 25	Byrd - 11	Boyd - 4	5,610
Dec. 7	24/rv	SAN DIEGO	W	74-57	W3	6-2		Boyd - 17	Heide - 9	Boyd - 6	12,414
Dec. 11	23/24	CALIFORNIA BAPTIST	W	81-75	W4	7-2		Byrd - 19	Heide - 5	Boyd - 8	12,414
Dec. 21	23/23	#vs. California	W	71-50	W5	8-2		Boyd - 17	Gwath - 10	Byrd - 3	4,051
Dec. 28	20/20	*UTAH STATE	L	66-67	L1	8-3	1-1	Boyd, Byrd - 14	Gwath - 7	Davis - 4	12,414
Jan. 4	rv/rv	*at Boise State	W	76-68	W1	9-3	2-1	Byrd - 22	DeGorville - 6	Boyd - 5	12,058
Jan. 7	rv/rv	*AIR FORCE	W	67-38	W2	10-3	3-1	Boyd - 16	Coleman-Jones - 14	DeGourville - 3	12,414
Jan. 11	rv/rv	*at New Mexico	L	48-62	L1	10-4	3-2	Byrd - 14	5 players - 4	Boyd - 5	15,428
Jan. 14	rv/rv	*COLORADO STATE	W	75-60	W1	11-4	4-2	Byrd - 25	Gwath - 7	DeGourville - 4	12,414
Jan. 18	rv/rv	*UNLV	L	68-76	L1	11-5	4-3	Byrd - 21	Coleman-Jones, DeGrouville - 7	Coleman-Jones - 4	12,414
Jan. 21		*at Air Force	ot-W	77-76	W1	12-5	5-3	McKinney III - 18	DeGourville, Gwath - 7	Boyd, Gwath - 3	1,434
Jan. 25		*at Nevada	W	69-50	W2	13-5	6-3	Gwath - 15	Gwath - 13	Byrd - 9	9,058
Jan. 28		*SAN JOSE STATE									
Feb. 1		*WYOMING									
Feb. 8		*at Colorado State									
Feb. 11		*at San Jose State									
Feb. 15		*BOISE STATE									
Feb. 18		*FRESNO STATE									
Feb. 22		*at Utah State									
Feb. 25		*NEW MEXICO									
March 1		*at Wyoming									
March 4		*at UNLV									
March 8		*NEVADA									

Caps denotes home game. ^ - Players Era Festival (Las Vegas, Nev.). # - San Jose Tip-Off (San Jose, Calif.). * - Mountain West Game. + - Mountain West Men's Basketball Championship (Thomas & Mack Center; Las Vegas, Nevada). SDSU NR - San Diego State national ranking (Associated Press and USA Today coaches polls at game time). Time to the right of opponent name indicates time remaining on a game-winning shot.

Record/Attendance Summary

	G	W-L	Total	Average	High
Home	9	6-3	111,678	12,409	12,414 vs. UC San Diego (Nov. 6), Gonzaga (Nov. 18), San Diego (Dec. 7), California Baptist (Dec. 11), Utah State (Dec. 28), Air Force (Jan. 8), Colorado State (Jan. 14), vs. UNLV (Jan. 18)
Mountain West	4	2-2	49,656	12,414	12,414 vs. Utah State (Dec. 28), Air Force (Jan. 8), Colorado State (Jan. 14), vs. UNLV (Jan. 18)
Away	5	4-1	43,588	8,718	15,428 at New Mexico (Jan. 11)
Mountain West	5	4-1	43,588	8,718	15,428 at New Mexico (Jan. 11)
Neutral	4	3-1	22,912	5,728	7,602 vs. Creighton (Nov. 26)
Total	18	13-5	178,178	9,899	15,428 at New Mexico (Jan. 11)
Mountain West	9	6-3	93,244	10,360	15,428 at New Mexico (Jan. 11)

Win/Loss Margin

[illegible]

SEASON STATISTICS

Record: 13-5 (Home: 6-3, Away: 4-1, Neutral: 3-1)

No.	Player	GP	GS	Min	Avg	TOTAL			3-PTS			FT	FTA	Pct	REBOUNDS				PF	FO	A	TO	Blk	Stl	Pts	Avg
						FG	FGA	Pct	3FG	FGA	Pct				Off	Def	Tot	Avg								
21	BYRD, Miles	17	17	505	29.7	76	192	.396	38	106	.358	49	58	.845	14	58	72	4.2	38	2	43	22	19	37	239	14.1
02	BOYD, Nick	18	18	521	28.9	67	176	.381	29	84	.345	51	66	.773	9	62	71	3.9	28	1	64	32	0	20	214	11.9
10	DAVIS, BJ	18	18	458	25.4	62	136	.456	22	58	.379	24	30	.800	7	51	58	3.2	46	1	23	18	2	31	170	9.4
31	COLEMAN-JONES, Jared	18	18	466	25.9	50	114	.439	10	30	.333	24	40	.600	26	68	94	5.2	37	0	16	21	12	12	134	7.4
00	GWATH, Magoon	18	18	431	23.9	49	104	.471	9	26	.346	23	36	.639	35	51	86	4.8	38	2	14	23	45	8	130	7.2
03	McKINNEY III, Wayne	18	1	342	19.0	47	119	.395	13	39	.333	13	21	.619	10	22	32	1.8	37	1	14	14	2	6	120	6.7
24	DeGOURVILLE, Taj	18	0	343	19.1	39	99	.394	16	49	.327	14	17	.824	12	50	62	3.4	27	0	38	18	9	12	108	6.0
05	COMPTON, Pharaoh	17	0	238	14.0	45	72	.625	0	0	.000	11	31	.355	12	39	51	3.0	40	0	7	17	7	11	101	5.9
40	HEIDE, Miles	17	0	214	12.6	22	33	.667	0	3	.000	1	9	.111	32	27	59	3.5	28	0	7	14	5	3	45	2.6
23	FERRARI, Kimo	10	0	67	6.7	7	14	.500	6	13	.462	0	0	.000	7	4	11	1.1	6	0	5	0	0	3	20	2.0
11	JOHNSON JR., Demarsh	8	0	36	4.5	6	8	.750	0	0	.000	1	3	.333	5	3	8	1.0	9	0	0	3	1	0	13	1.6
06	SCHWARZ, Ryan	4	0	10	2.5	1	4	.250	1	4	.250	1	2	.500	1	0	1	0.3	0	0	1	0	0	0	4	1.0
08	LAWIN, Cam	3	0	10	3.3	0	8	.000	0	6	.000	0	1	.000	2	0	2	0.7	3	0	0	0	0	0	0	0.0
04	LOPEZ, Desai	3	0	9	3.0	0	3	.000	0	1	.000	0	0	.000	0	1	1	0.3	0	0	0	0	0	0	0	0.0
TEAM															33	31	64	3.6	0			12			0	
SAN DIEGO STATE		18				471	1082	.435	144	419	.344	212	314	.675	205	467	672	37.3	337	7	232	194	102	143	1298	72.1
OPPONENTS		18				363	1000	.363	130	462	.281	273	388	.704	216	433	649	36.1	311	7	197	249	53	99	1129	62.7

SCORE BY PERIODS:	1st	2nd	OT	Total
SAN DIEGO STATE	574	707	17	-1,298
OPPONENTS	512	604	13	-1,129

Mountain West: 6-3 (Home: 2-2, Away: 4-1)

No.	Player	GP	GS	Min	Avg	TOTAL			3-PTS			FT	FTA	Pct	REBOUNDS				PF	FO	A	TO	Blk	Stl	Pts	Avg
						FG	FGA	Pct	3FG	FGA	Pct				Off	Def	Tot	Avg								
21	BYRD, Miles	9	9	267	29.7	43	113	.381	20	60	.333	25	32	.781	7	33	40	4.4	25	2	23	13	8	24	131	14.6
02	BOYD, Nick	9	9	257	28.6	24	80	.300	8	39	.205	30	37	.811	6	25	31	3.4	17	1	29	15	0	10	86	9.6
00	GWATH, Magoon	9	9	234	26.0	34	62	.548	4	12	.333	10	19	.526	24	34	58	6.4	24	1	6	16	15	7	82	9.1
10	DAVIS, BJ	9	9	220	24.4	24	62	.387	9	31	.290	14	18	.778	2	22	24	2.7	24	0	15	9	1	11	71	7.9
31	COLEMAN-JONES, Jared	9	9	235	26.1	26	56	.464	4	14	.286	10	18	.556	18	35	53	5.9	22	0	8	10	7	6	66	7.3
24	DeGOURVILLE, Taj	9	0	193	21.4	21	54	.389	9	26	.346	10	12	.833	8	25	33	3.7	17	0	18	12	3	6	61	6.8
03	McKINNEY III, Wayne	9	0	163	18.1	23	57	.404	7	20	.350	7	11	.636	5	13	18	2.0	21	1	2	10	0	2	60	6.7
05	COMPTON, Pharaoh	8	0	101	12.6	16	25	.640	0	0	.000	8	22	.364	5	15	20	2.5	18	0	3	8	4	3	40	5.0
40	HEIDE, Miles	8	0	91	11.4	7	11	.636	0	1	.000	0	2	.000	11	12	23	2.9	15	0	3	5	2	2	14	1.8
11	JOHNSON JR., Demarsh	4	0	15	3.8	3	4	.750	0	0	.000	1	3	.333	2	2	4	1.0	3	0	0	1	0	0	7	1.8
23	FERRARI, Kimo	7	0	41	5.9	4	7	.571	3	6	.500	0	0	.000	4	2	6	0.9	3	0	0	0	0	2	11	1.6
06	SCHWARZ, Ryan	2	0	3	1.5	0	0	.000	0	0	.000	1	2	.500	1	0	1	0.5	0	0	0	0	0	0	1	0.5
08	LAWIN, Cam	1	0	3	3.0	0	3	.000	0	2	.000	0	0	.000	1	0	1	1.0	2	0	0	0	0	0	0	0.0
04	LOPEZ, Desai	1	0	2	2.0	0	1	.000	0	0	.000	0	0	.000	0	1	1	1.0	0	0	0	0	0	0	0	0.0
TEAM															14	16	30	3.3	0			7			0	
SAN DIEGO STATE		9				225	535	.421	64	211	.303	116	176	.659	108	235	343	38.1	191	5	107	106	40	73	630	70.0
OPPONENTS		9				173	470	.368	59	227	.260	154	226	.681	93	220	313	34.8	171	4	94	128	26	60	559	62.1

SCORE BY PERIODS:	1st	2nd	OT	Total
SAN DIEGO STATE	279	342	9	-630
OPPONENTS	254	297	8	-559

HOME/AWAY STATISTICS

Home: 6-3

No.	Player	GP	GS	Min	Avg	TOTAL			3-PTS			FT	FTA	Pct	REBOUNDS				PF	FO	A	TO	Blk	Stl	Pts	Avg
						FG	FGA	Pct	3FG	FGA	Pct				Off	Def	Tot	Avg								
21	BYRD, Miles	8	8	227	28.4	37	88	.420	21	52	.404	24	25	.960	7	25	32	4.0	20	1	18	12	9	19	119	14.9
02	BOYD, Nick	9	9	263	29.2	39	82	.476	16	40	.400	36	47	.766	5	31	36	4.0	11	0	28	18	0	12	130	14.4
10	DAVIS, BJ	9	9	224	24.9	32	67	.478	12	31	.387	11	13	.846	4	23	27	3.0	18	0	11	6	0	19	87	9.7
31	COLEMAN-JONES, Jared	9	9	226	25.1	23	50	.460	2	12	.167	19	29	.655	16	37	53	5.9	16	0	11	10	5	2	67	7.4
24	DeGOURVILLE, Taj	9	0	170	18.9	20	56	.357	10	31	.323	3	4	.750	4	29	33	3.7	14	0	25	8	4	7	53	5.9
03	McKINNEY III, Wayne	9	1	180	20.0	19	63	.302	8	24	.333	6	6	1.000	6	8	14	1.6	19	1	9	9	2	2	52	5.8
05	COMPTON, Pharaoh	9	0	127	14.1	22	37	.595	0	0	.000	6	16	.375	4	26	30	3.3	17	0	4	11	1	7	50	5.6
00	GWATH, Magoon	9	9	185	20.6	18	49	.367	4	14	.286	10	16	.625	15	14	29	3.2	17	2	4	10	18	4	50	5.6
40	HEIDE, Miles	8	0	111	13.9	14	22	.636	0	2	.000	1	5	.200	20	13	33	4.1	15	0	3	5	2	2	29	3.6
23	FERRARI, Kimo	5	0	45	9.0	5	9	.556	4	8	.500	0	0	.000	6	4	10	2.0	5	0	5	0	0	2	14	2.8
06	SCHWARZ, Ryan	2	0	8	4.0	1	4	.250	1	4	.250	1	2	.500	0	0	0	0.0	0	0	1	0	0	0	4	2.0
11	JOHNSON JR., Demarsh	4	0	17	4.3	3	4	.750	0	0	.000	0	0	.000	2	0	2	0.5	2	0	0	1	1	0	6	1.5
08	LAWIN, Cam	2	0	9	4.5	0	7	.000	0	5	.000	0	1	.000	2	0	2	1.0	3	0	0	0	0	0	0	0.0
04	LOPEZ, Desai	2	0	8	4.0	0	3	.000	0	1	.000	0	0	.000	0	1	1	0.5	0	0	0	0	0	0	0	0.0
TEAM															8	12	20	2.2	0			8			0	
SAN DIEGO STATE		9				233	541	.431	78	224	.348	117	164	.713	99	223	322	35.8	157	4	119	98	42	76	661	73.4
OPPONENTS		9				184	483	.381	67	230	.291	125	170	.735	84	212	296	32.9	160	2	100	135	16	49	560	62.2

SCORE BY PERIODS:	1st	2nd	Total
SAN DIEGO STATE	316	345	-661
OPPONENTS	259	301	-560

Away/Neutral: 7-2 (Away: 4-1, Neutral: 3-1)

No.	Player	GP	GS	Min	Avg	TOTAL			3-PTS			FT	FTA	Pct	REBOUNDS				PF	FO	A	TO	Blk	Stl	Pts	Avg
						FG	FGA	Pct	3FG	FGA	Pct				Off	Def	Tot	Avg								
21	BYRD, Miles	9	9	278	30.9	39	104	.375	17	54	.315	25	33	.758	7	33	40	4.4	18	1	25	10	10	18	120	13.3
02	BOYD, Nick	9	9	258	28.7	28	94	.298	13	44	.295	15	19	.789	4	31	35	3.9	17	1	36	14	0	8	84	9.3
10	DAVIS, BJ	9	9	234	26.0	30	69	.435	10	27	.370	13	17	.765	3	28	31	3.4	28	1	12	12	2	12	83	9.2
00	GWATH, Magoon	9	9	246	27.3	31	55	.564	5	12	.417	13	20	.650	20	37	57	6.3	21	0	10	13	27	4	80	8.9
03	McKINNEY III, Wayne	9	0	162	18.0	28	56	.500	5	15	.333	7	15	.467	4	14	18	2.0	18	0	5	5	0	4	68	7.6
31	COLEMAN-JONES, Jared	9	9	240	26.7	27	64	.422	8	18	.444	5	11	.455	10	31	41	4.6	21	0	5	11	7	10	67	7.4
05	COMPTON, Pharaoh	8	0	111	13.9	23	35	.657	0	0	.000	5	15	.333	8	13	21	2.6	23	0	3	6	6	4	51	6.4
24	DeGOURVILLE, Taj	9	0	173	19.2	19	43	.442	6	18	.333	11	13	.846	8	21	29	3.2	13	0	13	10	5	5	55	6.1
40	HEIDE, Miles	9	0	103	11.4	8	11	.727	0	1	.000	0	4	.000	12	14	26	2.9	13	0	4	9	3	1	16	1.8
11	JOHNSON JR., Demarsh	4	0	19	4.8	3	4	.750	0	0	.000	1	3	.333	3	3	6	1.5	7	0	0	2	0	0	7	1.8
23	FERRARI, Kimo	5	0	22	4.4	2	5	.400	2	5	.400	0	0	.000	1	0	1	0.2	1	0	0	0	0	1	6	1.2
04	LOPEZ, Desai	1	0	1	1.0	0	0	.000	0	0	.000	0	0	.000	0	0	0	0.0	0	0	0	0	0	0	0	0.0
08	LAWIN, Cam	1	0	1	1.0	0	1	.000	0	1	.000	0	0	.000	0	0	0	0.0	0	0	0	0	0	0	0	0.0
06	SCHWARZ, Ryan	2	0	2	1.0	0	0	.000	0	0	.000	0	0	.000	1	0	1	0.5	0	0	0	0	0	0	0	0.0
TEAM															25	19	44	4.9	0			4			0	
SAN DIEGO STATE		9				238	541	.440	66	195	.338	95	150	.633	106	244	350	38.9	180	3	113	96	60	67	637	70.8
OPPONENTS		9				179	517	.346	63	232	.272	148	218	.679	132	221	353	39.2	151	5	97	114	37	50	569	63.2

SCORE BY PERIODS:	1st	2nd	OT	Total
SAN DIEGO STATE	258	362	17	-637
OPPONENTS	253	303	13	-569

WIN/LOSS STATISTICS

Wins: 13

No.	Player	GP	GS	Min	Avg	TOTAL			3-PTS			FT	FTA	Pct	REBOUNDS				PF	FO	A	TO	Blk	Stl	Pts	Avg
						FG	FGA	Pct	3FG	FGA	Pct				Off	Def	Tot	Avg								
21	BYRD, Miles	12	12	360	30.0	57	136	.419	28	73	.384	38	45	.844	10	46	56	4.7	27	1	33	12	16	28	180	15.0
02	BOYD, Nick	13	13	362	27.8	45	128	.352	20	62	.323	29	39	.744	6	40	46	3.5	18	1	55	22	0	16	139	10.7
10	DAVIS, BJ	13	13	327	25.2	43	94	.457	16	39	.410	19	23	.826	6	44	50	3.8	30	0	14	13	1	21	121	9.3
00	GWATH, Magoon	13	13	321	24.7	42	82	.512	9	22	.409	23	34	.676	29	40	69	5.3	23	0	9	14	30	6	116	8.9
31	COLEMAN-JONES, Jared	13	13	329	25.3	37	87	.425	8	21	.381	16	27	.593	22	49	71	5.5	27	0	7	17	8	9	98	7.5
03	McKINNEY III, Wayne	13	1	249	19.2	36	82	.439	10	26	.385	10	16	.625	7	13	20	1.5	21	0	12	8	2	6	92	7.1
24	DeGOURVILLE, Taj	13	0	246	18.9	30	79	.380	12	38	.316	12	14	.857	12	35	47	3.6	17	0	29	10	5	7	84	6.5
05	COMPTON, Pharaoh	12	0	165	13.8	35	53	.660	0	0	.000	6	23	.261	11	27	38	3.2	33	0	4	11	4	9	76	6.3
40	HEIDE, Miles	12	0	166	13.8	19	26	.731	0	2	.000	0	6	.000	26	24	50	4.2	21	0	5	10	4	2	38	3.2
23	FERRARI, Kimo	8	0	65	8.1	7	14	.500	6	13	.462	0	0	.000	7	4	11	1.4	6	0	5	0	0	3	20	2.5
11	JOHNSON JR., Demarsh	6	0	31	5.2	6	8	.750	0	0	.000	1	3	.333	5	3	8	1.3	8	0	0	2	0	0	13	2.2
06	SCHWARZ, Ryan	4	0	10	2.5	1	4	.250	1	4	.250	1	2	.500	1	0	1	0.3	0	0	1	0	0	0	4	1.0
08	LAWIN, Cam	3	0	10	3.3	0	8	.000	0	6	.000	0	1	.000	2	0	2	0.7	3	0	0	0	0	0	0	0.0
04	LOPEZ, Desai	3	0	9	3.0	0	3	.000	0	1	.000	0	0	.000	0	1	1	0.3	0	0	0	0	0	0	0	0.0
TEAM															26	21	47	3.6	0			7			0	
SAN DIEGO STATE		13				358	804	.445	110	307	.358	155	233	.665	170	347	517	39.8	234	2	174	126	70	107	981	75.5
OPPONENTS		13				244	715	.341	95	344	.276	183	263	.696	156	298	454	34.9	214	7	127	189	35	60	766	58.9

SCORE BY PERIODS:	1st	2nd	OT	Total
SAN DIEGO STATE	426	538	17	-981
OPPONENTS	338	415	13	-766

Losses: 5

No.	Player	GP	GS	Min	Avg	TOTAL			3-PTS			FT	FTA	Pct	REBOUNDS				PF	FO	A	TO	Blk	Stl	Pts	Avg
						FG	FGA	Pct	3FG	FGA	Pct				Off	Def	Tot	Avg								
02	BOYD, Nick	5	5	159	31.8	22	48	.458	9	22	.409	22	27	.815	3	22	25	5.0	10	0	9	10	0	4	75	15.0
21	BYRD, Miles	5	5	145	29.0	19	56	.339	10	33	.303	11	13	.846	4	12	16	3.2	11	1	10	10	3	9	59	11.8
10	DAVIS, BJ	5	5	131	26.2	19	42	.452	6	19	.316	5	7	.714	1	7	8	1.6	16	1	9	5	1	10	49	9.8
31	COLEMAN-JONES, Jared	5	5	137	27.4	13	27	.481	2	9	.222	8	13	.615	4	19	23	4.6	10	0	9	4	4	3	36	7.2
03	McKINNEY III, Wayne	5	0	93	18.6	11	37	.297	3	13	.231	3	5	.600	3	9	12	2.4	16	1	2	6	0	0	28	5.6
05	COMPTON, Pharaoh	5	0	73	14.6	10	19	.526	0	0	.000	5	8	.625	1	12	13	2.6	7	0	3	6	3	2	25	5.0
24	DeGOURVILLE, Taj	5	0	97	19.4	9	20	.450	4	11	.364	2	3	.667	0	15	15	3.0	10	0	9	8	4	5	24	4.8
00	GWATH, Magoon	5	5	110	22.0	7	22	.318	0	4	.000	0	2	.000	6	11	17	3.4	15	2	5	9	15	2	14	2.8
40	HEIDE, Miles	5	0	48	9.6	3	7	.429	0	1	.000	1	3	.333	6	3	9	1.8	7	0	2	4	1	1	7	1.4
23	FERRARI, Kimo	2	0	2	1.0	0	0	.000	0	0	.000	0	0	.000	0	0	0	0.0	0	0	0	0	0	0	0	0.0
11	JOHNSON JR., Demarsh	2	0	5	2.5	0	0	.000	0	0	.000	0	0	.000	0	0	0	0.0	1	0	0	1	1	0	0	0.0
TEAM															7	10	17	3.4	0			5			0	
SAN DIEGO STATE		5				113	278	.406	34	112	.304	57	81	.704	35	120	155	31.0	103	5	58	68	32	36	317	63.4
OPPONENTS		5				119	285	.418	35	118	.297	90	125	.720	60	135	195	39.0	97	0	70	60	18	39	363	72.6

SCORE BY PERIODS:	1st	2nd	Total
SAN DIEGO STATE	148	169	-317
OPPONENTS	174	189	-363

2024 PLAYERS ERA FESTIVAL

Record: 2-1 (Neutral: 2-1)

No.	Player	GP	GS	Min	Avg	TOTAL			3-PTS			FT	FTA	Pct	REBOUNDS				PF	FO	A	TO	Blk	Stl	Pts	Avg
						FG	FGA	Pct	3FG	FGA	Pct				Off	Def	Tot	Avg								
21	BYRD, Miles	3	3	98	32.7	14	33	.424	6	19	.316	10	11	.909	3	7	10	3.3	5	0	6	2	4	5	44	14.7
10	DAVIS, BJ	3	3	99	33.0	15	29	.517	6	11	.545	5	6	.833	2	13	15	5.0	8	1	4	3	1	7	41	13.7
02	BOYD, Nick	3	3	91	30.3	13	35	.371	6	15	.400	2	4	.500	2	13	15	5.0	6	0	12	5	0	3	34	11.3
05	COMPTON, Pharaoh	3	0	51	17.0	13	20	.650	0	0	.000	1	5	.200	3	5	8	2.7	7	0	2	3	1	3	27	9.0
31	COLEMAN-JONES, Jared	3	3	85	28.3	9	19	.474	4	6	.667	2	4	.500	3	10	13	4.3	7	0	2	4	1	5	24	8.0
00	GWATH, Magoon	3	3	81	27.0	5	11	.455	1	3	.333	4	6	.667	1	9	10	3.3	6	0	4	4	12	0	15	5.0
03	McKINNEY III, Wayne	3	0	51	17.0	7	17	.412	0	4	.000	0	2	.000	1	5	6	2.0	6	0	4	0	0	1	14	4.7
24	DeGOURVILLE, Taj	3	0	40	13.3	4	10	.400	0	3	.000	1	2	.500	0	6	6	2.0	3	0	6	2	3	0	9	3.0
40	HEIDE, Miles	3	0	29	9.7	2	2	1.000	0	0	.000	0	2	.000	3	2	5	1.7	3	0	2	2	1	0	4	1.3
TEAM															9	5	14	4.7	0			3			0	
SAN DIEGO STATE		3				82	176	.466	23	61	.377	25	42	.595	27	75	102	34.0	51	1	42	28	23	24	212	70.7
OPPONENTS		3				69	180	.383	27	77	.351	36	56	.643	47	74	121	40.3	43	1	41	37	14	10	201	67.0

SCORE BY PERIODS:	1st	2nd	OT	Total
SAN DIEGO STATE	88	116	8	-212
OPPONENTS	99	97	5	-201

2024 SAN JOSE TIP-OFF

Record: 1-0 (Neutral: 1-0)

No.	Player	GP	GS	Min	Avg	TOTAL			3-PTS			FT	FTA	Pct	REBOUNDS				PF	FO	A	TO	Blk	Stl	Pts	Avg
						FG	FGA	Pct	3FG	FGA	Pct				Off	Def	Tot	Avg								
02	BOYD, Nick	1	1	25	25.0	6	13	.462	5	8	.625	0	0	.000	0	3	3	3.0	1	0	1	2	0	4	17	17.0
21	BYRD, Miles	1	1	26	26.0	3	10	.300	2	6	.333	4	4	1.000	0	5	5	5.0	0	0	3	0	2	1	12	12.0
10	DAVIS, BJ	1	1	23	23.0	5	11	.455	2	4	.500	0	0	.000	1	3	4	4.0	2	0	0	2	0	2	12	12.0
03	McKINNEY III, Wayne	1	0	21	21.0	4	7	.571	0	0	.000	2	4	.500	0	0	0	0.0	3	0	0	1	0	2	10	10.0
00	GWATH, Magoon	1	1	23	23.0	1	5	.200	0	1	.000	4	4	1.000	6	4	10	10.0	1	0	1	0	3	0	6	6.0
05	COMPTON, Pharaoh	1	0	12	12.0	2	3	.667	0	0	.000	0	1	.000	2	2	4	4.0	4	0	0	1	1	0	4	4.0
31	COLEMAN-JONES, Jared	1	1	23	23.0	2	8	.250	0	2	.000	0	0	.000	3	3	6	6.0	2	0	0	1	1	1	4	4.0
24	DeGOURVILLE, Taj	1	0	18	18.0	1	6	.167	0	2	.000	2	2	1.000	2	2	4	4.0	0	0	1	1	1	3	4	4.0
40	HEIDE, Miles	1	0	17	17.0	1	1	1.000	0	0	.000	0	0	.000	1	2	3	3.0	0	0	0	3	1	0	2	2.0
23	FERRARI, Kimo	1	0	4	4.0	0	2	.000	0	2	.000	0	0	.000	0	0	0	0.0	0	0	0	0	0	0	0	0.0
04	LOPEZ, Desai	1	0	1	1.0	0	0	.000	0	0	.000	0	0	.000	0	0	0	0.0	0	0	0	0	0	0	0	0.0
11	JOHNSON JR., Demarsh	1	0	5	5.0	0	0	.000	0	0	.000	0	0	.000	1	1	2	2.0	4	0	0	2	0	0	0	0.0
08	LAWIN, Cam	1	0	1	1.0	0	1	.000	0	1	.000	0	0	.000	0	0	0	0.0	0	0	0	0	0	0	0	0.0
06	SCHWARZ, Ryan	1	0	1	1.0	0	0	.000	0	0	.000	0	0	.000	0	0	0	0.0	0	0	0	0	0	0	0	0.0
TEAM															5	3	8	8.0	0			0			0	
SAN DIEGO STATE		1				25	67	.373	9	26	.346	12	15	.800	21	28	49	49.0	17	0	6	13	9	13	71	71.0
OPPONENTS		1				14	55	.255	5	24	.208	17	21	.810	16	23	39	39.0	15	0	4	18	7	8	50	50.0

SCORE BY PERIODS:	1st	2nd	Total
SAN DIEGO STATE	25	46	-71
OPPONENTS	16	34	-50

Record: 5-4 (Home: 1-2; Away: 2-1; Neutral: 2-1)

No.	Player	GP	GS	Min	Avg	TOTAL			3-PTS			REBOUNDS														Pts	Avg
						FG	FGA	Pct	3FG	FGA	Pct	FT	FTA	Pct	Off	Def	Tot	Avg	PF	FO	A	TO	Blk	Stl			
21	BYRD, Miles	9	9	276	30.7	40	98	.408	20	56	.357	25	33	.758	9	28	37	4.1	18	1	28	14	9	20	125	13.9	
02	BOYD, Nick	9	9	278	30.9	32	92	.348	12	41	.293	27	33	.818	4	37	41	4.6	13	0	34	17	0	8	103	11.4	
10	DAVIS, BJ	9	9	225	25.0	30	64	.469	10	28	.357	12	14	.857	3	23	26	2.9	29	1	12	8	2	13	82	9.1	
31	COLEMAN-JONES, Jared	9	9	235	26.1	26	54	.481	8	17	.471	11	18	.611	7	31	38	4.2	18	0	7	13	4	7	71	7.9	
05	COMPTON, Pharaoh	8	0	124	15.5	25	42	.595	0	0	.000	6	13	.462	3	19	22	2.8	14	0	3	7	4	4	56	7.0	
03	McKINNEY III, Wayne	9	0	173	19.2	21	59	.356	5	18	.278	4	7	.571	5	15	20	2.2	17	0	7	6	0	2	51	5.7	
24	DeGOURVILLE, Taj	9	0	163	18.1	16	33	.485	8	17	.471	7	9	.778	2	21	23	2.6	14	0	15	10	5	5	47	5.2	
40	GWATH, Magoon	9	9	228	25.3	19	45	.422	2	9	.222	5	10	.500	12	28	40	4.4	22	1	9	14	27	3	45	5.0	
00	HEIDE, Miles	9	0	102	11.3	7	13	.538	0	2	.000	1	7	.143	12	11	23	2.6	12	0	4	8	3	2	15	1.7	
11	JOHNSON JR., Demarsh	2	0	15	7.5	1	2	.500	0	0	.000	1	2	.500	2	1	3	1.5	4	0	0	0	1	0	3	1.5	
23	FERRARI, Kimo	3	0	6	2.0	1	2	.500	1	2	.500	0	0	.000	1	0	1	0.3	0	0	0	0	0	0	3	1.0	
TEAM															20	18	38	4.2	0					7			0
SAN DIEGO STATE		9					218	504	.433	66	190	.347	99	146	.678	80	232	312	34.7	161	3	119	104	55	64	601	66.8
OPPONENTS		9					194	519	.374	68	235	.289	130	188	.691	118	216	334	37.1	155	3	118	100	30	51	586	65.1

<u>SCORE BY PERIODS:</u>	<u>1st</u>	<u>2nd</u>	<u>OT</u>	<u>Total</u>
SAN DIEGO STATE	267	326	8	-601
OPPONENTS	276	305	5	-586

TEAM GAME-BY-GAME

Opponent	Site/Date	FG-FGA	Pct	3P-3PA	Pct	FT-FTA	Pct	Off-Def	Tot	PF	AT	TO	ST	BS	1st-2nd	Pts
at (rv/rv) SDSU UC San Diego	H	22-50	.440	8-22	.364	11-15	.733	5-33	38	13	13	14	6	8	24-39	63
	11/6	20-61	.328	10-26	.385	8-13	.615	9-23	32	16	10	8	6	1	22-36	58
at SDSU Occidental	H	37-76	.487	18-40	.450	8-13	.615	16-27	43	15	22	4	11	8	54-46	100
	11/12	17-58	.293	6-23	.261	9-13	.692	14-24	38	12	11	21	2	0	17-32	49
at SDSU (3/4) Gonzaga	H	23-61	.377	8-25	.320	13-18	.722	10-23	33	22	10	11	4	9	31-36	67
	11/18	24-57	.421	5-20	.250	27-31	.871	12-27	39	21	14	8	6	2	40-40	80
SDSU vs. (21/19) Creighton	N	30-62	.484	8-17	.471	3-7	.429	7-33	40	15	13	8	8	9	32-39	71
	11/26	21-62	.339	6-31	.194	5-13	.385	14-26	40	6	12	10	1	7	28-25	53
SDSU vs. Oregon	N	29-57	.509	6-19	.316	4-8	.500	6-18	24	21	16	13	8	9	31-37	68
	11/27	25-56	.446	10-22	.455	18-26	.692	16-25	41	16	16	15	8	5	41-37	78
SDSU vs. (6/7) Houston	N	23-57	.404	9-25	.360	18-27	.667	14-24	38	15	13	7	8	5	24-40-8	73
	11/30	23-62	.371	11-24	.458	13-17	.765	17-23	40	21	13	12	1	2	30-35-5	70
(24/rv) SDSU at Fresno State	A	33-68	.485	7-23	.304	11-17	.647	13-40	53	23	12	14	4	6	29-55	84
	12/4	18-66	.273	5-26	.192	21-30	.700	13-26	39	18	4	11	12	3	24-38	62
at (24/rv) SDSU San Diego	H	29-66	.439	5-17	.294	11-15	.733	11-30	41	16	13	11	6	2	33-41	74
	12/7	17-55	.309	6-32	.188	17-23	.739	8-28	36	17	10	16	4	2	31-26	57
at (23/24) SDSU California Baptist	H	28-51	.549	9-17	.529	16-20	.800	7-16	23	12	19	7	6	3	40-41	81
	12/11	29-64	.453	12-33	.364	5-5	1.000	17-14	31	16	13	13	3	1	33-42	75
(23/23) SDSU California	N	25-67	.373	9-26	.346	12-15	.800	21-28	49	17	6	13	13	9	25-46	71
	12/21	14-55	.255	5-24	.208	17-21	.810	16-23	39	16	4	18	8	7	16-34	50
at (20/20) SDSU (rv/rv) Utah State	H	20-52	.385	6-24	.250	20-22	.909	8-23	31	17	11	16	11	2	43-23	66
	12/28	22-50	.440	8-28	.286	15-21	.714	5-22	27	24	16	15	12	1	32-35	67
(rv/rv) SDSU at Boise State	A	27-61	.443	7-17	.412	15-24	.625	15-24	39	21	12	11	7	0	33-43	76
	1/4	20-53	.337	7-30	.233	21-25	.840	9-20	29	23	13	13	4	2	32-36	68
at (rv/rv) SDSU Air Force	H	25-69	.362	6-26	.231	11-19	.579	24-25	49	18	8	11	12	3	33-34	67
	1/8	11-36	.306	5-20	.250	11-22	.500	2-22	24	14	6	20	8	5	24-14	38
(rv/rv) SDSU at New Mexico	A	17-48	.354	5-16	.313	9-17	.529	3-32	35	19	10	14	8	7	20-28	48
	1/11	24-67	.358	6-28	.214	8-20	.400	18-33	51	16	13	9	7	7	30-32	62
at (rv/rv) SDSU Colorado State	H	25-56	.446	9-25	.360	16-25	.615	10-22	32	20	11	10	11	3	35-40	75
	1/14	20-47	.426	9-28	.321	11-15	.733	8-24	32	20	9	20	2	0	29-31	60
at (rv/rv) SDSU UNLV	H	24-60	.400	9-28	.321	11-16	.688	8-24	32	24	11	14	8	4	23-45	68
	1/18	24-55	.436	6-20	.300	22-27	.815	8-28	37	20	11	13	6	3	31-45	86
SDSU at Air Force	A	27-65	.415	6-27	.222	17-27	.630	15-22	37	31	10	6	8	7	35-33-9	77
	1/22	19-44	.432	5-20	.400	30-44	.682	11-28	39	24	11	17	3	1	31-37-8	76
SDSU at Nevada	A	27-56	.482	9-25	.360	6-8	.750	12-22	34	18	21	10	7	5	28-41	69
	1/25	15-51	.294	5-26	.192	15-22	.682	18-17	35	12	11	10	6	3	21-29	50

INDIVIDUAL GAME-BY-GAME (POINTS/REBOUNDS/ASSISTS)

Opponent	0 Magoon Gwath	2 Nick Boyd	3 Wayne McKinney III	4 Desai Lopez	5 Pharaoh Compton	6 Ryan Schwarz	8 Cam Lawin	10 BJ Davis	11 Demarshay Johnson Jr.	14 Reese Waters	21 Miles Byrd	23 Kimo Ferrari	24 Taj DeGourville	31 Jared Coleman-Jones	33 Thokbor Majak	40 Miles Heide
UC SAN DIEGO	1/1/1	11/3/4	5/2/2	DNP	6/3/0	DNP	DNP	11/4/1	DNP	INJ	20/8/3	0/1/0	0/3/2	9/9/0	DND	0/2/0
OCCIDENTAL	16/2/0	10/2/3	16/1/3	0/0/0	4/5/1	3/0/1	0/1/0	16/4/3	4/2/0	INJ	INJ	9/4/5	14/6/5	2/5/0	DND	6/8/1
GONZAGA	0/2/1	23/9/1	11/2/0	DNP	4/3/0	INJ	DNP	15/1/0	0/0/0	INJ	0/5/3	DNP	5/3/1	8/1/3	DND	1/4/1
^vs. Creighton	7/4/2	7/6/5	6/2/1	DNP	6/4/0	DNP	DNP	18/9/0	DNP	INJ	16/2/2	DNP	4/3/1	5/2/1	DND	2/3/1
^vs. Oregon	2/3/2	15/3/1	6/2/2	DNP	8/1/1	DNP	DNP	18/3/3	DNP	INJ	10/2/1	DNP	4/1/4	3/6/1	DND	2/2/1
^vs. Houston	6/3/0	12/7/6	2/2/1	DNP	13/3/1	DNP	DNP	5/3/1	DNP	INJ	18/6/3	DNP	1/2/1	16/5/0	DND	0/0/0
*at Fresno State	25/10/0	6/6/4	12/2/0	DNP	9/3/0	0/1/0	DNT	13/7/3	4/1/0	INJ	9/10/2	0/0/0	4/2/2	2/6/1	DND	0/3/0
SAN DIEGO	0/1/0	17/4/6	0/2/1	DNP	12/6/1	DNP	DNP	2/4/2	DNP	INJ	13/3/3	DNP	9/3/2	13/6/0	DND	8/9/0
CALIFORNIA BAPTIST	10/2/1	16/4/8	4/1/2	DNP	4/2/0	DNP	DNP	2/2/0	2/0/0	INJ	19/1/2	DNP	6/4/3	8/1/3	DND	10/5/0
#vs. California	6/10/1	17/3/1	10/0/0	0/0/0	4/4/0	0/0/0	0/0/0	12/4/0	0/2/0	INJ	12/5/3	0/0/0	4/4/1	4/6/0	DND	2/3/0
*UTAH STATE	4/7/1	14/5/1	7/3/0	DNP	8/3/0	DNP	DNP	4/3/4	DNP	INJ	14/2/3	DNP	6/1/2	7/5/0	DND	2/1/0
*at Boise State	4/4/1	7/3/5	8/3/0	DNT	DNP	DNP	DNT	4/2/2	3/3/0	INJ	22/4/2	DNP	13/6/1	9/5/1	DND	6/5/0
*AIR FORCE	8/5/0	16/4/1	0/1/0	0/1/0	4/3/0	1/0/0	0/1/0	15/5/2	DND	INJ	7/4/2	2/4/0	4/3/3	10/15/0	DND	DND
*at New Mexico	6/3/1	7/4/5	4/4/0	DNT	5/4/0	DNP	DNT	2/0/1	DND	INJ	14/4/2	0/0/0	0/3/0	10/4/1	DND	0/0/0
*COLORADO STATE	9/7/0	7/0/3	9/1/1	DNP	8/3/0	DND	DNP	12/3/0	DNP	INJ	25/6/1	3/1/0	0/3/4	2/4/1	DND	0/2/1
*UNLV	2/2/0	16/5/1	0/1/0	DNP	0/2/2	DNP	DNP	10/1/1	0/0/0	INJ	21/3/1	0/0/0	9/7/2	8/7/4	DND	2/2/0
*at Air Force	9/7/3	6/2/3	18/3/0	DNT	0/1/0	DNP	DNT	6/2/2	0/0/0	INJ	8/2/1	3/1/0	11/7/0	14/6/0	DND	2/4/1
*at Nevada	15/13/0	7/2/6	2/0/1	DNT	6/1/1	DNP	DNT	5/1/0	DNP	INJ	11/4/9	3/0/0	14/1/3	4/1/0	DND	2/6/1
*SAN JOSE STATE																
*WYOMING																
*at Colorado State																
*at San Jose State																
*BOISE STATE																
*FRESNO STATE																
*at Utah State																
*NEW MEXICO																
*at Wyoming																
*at UNLV																
*NEVADA																

Red indicates players started. DNP – Did Not Play-Coach’s Decision. DND - Did Not Dress. DNT - Did Not Travel. INJ – Did Not Play-Injured. SUSP - Suspension. Caps denotes home game. ^ - Power MTE (MGM Grand Garden Arena; Las Vegas, Nev.). # - San Jose Tip-Off (SAP Center; San Jose, Calif.). * - Mountain West Game. + - Mountain West Men’s Basketball Championship (Thomas & Mack Center; Las Vegas, Nevada).

STARTING LINEUPS

F	F	G	G	G	W-L	Record As SDSU Starter	Season	Career*
Gwath	Coleman-Jones	Boyd	Byrd	Davis	12-5	Nick Boyd	13-5	13-5
Gwath	Coleman-Jones	Boyd	McKinney III	Davis	1-0	Miles Byrd	12-5	12-5
						Jared Coleman-Jones	13-5	13-5
						BJ Davis	13-5	13-5
						Magoon Gwath	13-5	13-5
						Wayne McKinney III	1-0	1-0

* - Aztec career

INDIVIDUAL SUPERLATIVES

Category	San Diego State	Opponent
Points Scored	25 - 2x; last: Miles Byrd vs. *Colorado State (12-14-24)	23 - 2x; last: Emanuel Sharp, Houston (11-30-24)
Field Goals	10, Magoon Gwath at *Fresno State (12-4-24)	8 - 3x; last: Wesley Celichowski, *Air Force (1-22-25)
Field Goals Attempted	20, Miles Byrd vs. *UNLV (1-18-25)	21, Dominique Daniels Jr., California Baptist (12-11-24)
Highest FG Percentage (min. 5 made)	1.000 (7-of-7), Magoon Gwath at *Nevada (1-25-25)	1.000 (8-of-8), Wesley Celichowski, *Air Force (1-22-25)
Highest FG Percentage (min. 10 made)	.769 (10-of-13), Magoon Gwath at *Fresno State (12-4-24)	
3-Point Field Goals Made	5 - 2x; last: Miles Byrd vs. *Colorado State (12-14-24)	5 - 3x; last: Bendji Pierre, San Diego (12-7-24)
3-Point Field Goals Attempted	12, vs. *UNLV (1-18-25)	13, LJ Cryer, Houston (11-30-24)
3-Point Field Goal Percentage (min. 4 made)	.800 (4-of-4), Taj DeGourville at *Nevada (1-25-25)	.667 (4-of-6), Kyan Evans, *Colorado State (1-14-25)
3-Point Field Goal Percentage (min. 5 made)	.625 (5-of-8), Nick Boyd vs. California (12-21-24)	.555 (5-of-9), Tyler McGhie, UC San Diego (11-6-24)
Free Throws	9, Nick Boyd vs. Gonzaga (11-18-24)	10, Dedan Thomas Jr., *UNLV (1-18-25)
Free Throws Attempted	10, Nick Boyd vs. Gonzaga (11-18-24)	11 - 2x; last: Ethan Taylor, *Air Force (1-22-25)
Free Throw Percentage (min. 7 made)	.900 (9-of-10), Nick Boyd vs. Gonzaga (11-18-24)	1.000 (10-of-10), Dedan Thomas Jr., *UNLV (1-18-25)
Free Throw Percentage (min. 10 made)		1.000 (10-of-10), Dedan Thomas Jr., *UNLV (1-18-25)
Offensive Rebounds	10, Jared Coleman-Jones vs. Air Force (1-8-25)	7, J'Wan Roberts, Houston (11-30-24)
Defensive Rebounds	9, 3x; last: Magoon Gwath at *Nevada (1-25-25)	11, Jackson McAndrew, Creighton (11-26-24)
Total Rebounds	14, Jared Coleman-Jones vs. Air Force (1-8-25)	14, Jackson McAndrew, Creighton (11-26-24)
Assists	9, Miles Byrd at *Nevada (1-25-25)	10, Ryan Nembhard, Gonzaga (11-18-24)
Blocked Shots	5, 3x; last: Magoon Gwath vs. Houston (11-30-24)	5, Ryan Kalkbrenner, Creighton (11-26-24)
Steals	7, Miles Byrd vs. *Colorado State (12-14-24)	5 - 2x; last: Mason Falslev, *Utah State (12-28-24)
Minutes Played	37:31, BJ Davis vs. Houston (11-30-24)	40:45, J'Wan Roberts, Houston (11-30-24)

* - Denotes Mountain West game

TEAM SUPERLATIVES

SDSU High	SDSU Low	Category	Opponent High	Opponent Low
100, vs. Occidental (11-12-24)	48, at *New Mexico (1-11-25)	Points Scored	80, Gonzaga (11-18-24)	38, *Air Force (1-8-25)
37, vs. Occidental (11-12-24)	17, at *New Mexico (1-11-25)	Field Goals	29, California Baptist (12-11-24)	11, *Air Force (1-8-25)
76, vs. Occidental (11-12-24)	48, at *New Mexico (1-11-25)	Field Goals Attempted	67, *New Mexico (1-11-25)	36, *Air Force (1-8-25)
.549, vs. California Baptist (12-11-24)	.354, at *New Mexico (1-11-25)	FG Percentage	.453, California Baptist (12-11-24)	.255, California (12-21-24)
18, vs. Occidental (11-12-24)	5 - 2x; last at *New Mexico (1-11-25)	3-Point Field Goals Made	12, California Baptist (12-11-24)	5, 5x; last: *Nevada (1-25-25)
40, vs. Occidental (11-12-24)	16, at *New Mexico (1-11-25)	3-Point Field Goals Attempted	33, California Baptist (12-11-24)	20, 4x; last: *Air Force (1-22-25)
.529, vs. California Baptist (12-11-24)	.222, vs. *Air Force (1-22-25)	3-Point Field Goal Percentage	.458, Houston (11-30-24)	.188, San Diego (12-7-24)
20, vs. *Utah State (12-28-24)	3, vs. Creighton (11-26-24)	Free Throws Made	30, *Air Force (1-22-25)	5 - 2x; last: California Baptist (12-11-24)
27, vs. *Air Force (1-22-25)	7, vs. Creighton (11-26-24)	Free Throws Attempted	44, *Air Force (1-22-25)	5, California Baptist (12-11-24)
.909, vs. *Utah State (12-28-24)	.429, vs. Creighton (11-26-24)	Free Throw Percentage	1.000, California Baptist (12-11-24)	.385, Creighton (11-26-24)
24, vs. *Air Force (1-8-25)	3, at *New Mexico (1-11-25)	Offensive Rebounds	18, 2x; last: *Nevada (1-25-25)	2, *Air Force (1-8-25)
40, at *Fresno State (12-4-24)	16, vs. California Baptist (12-11-24)	Defensive Rebounds	33, *New Mexico (1-11-25)	14, California Baptist (12-11-24)
53, at *Fresno State (12-4-24)	23, vs. California Baptist (12-11-24)	Total Rebounds	51, *New Mexico (1-11-25)	24, *Air Force (1-8-25)
31, vs. *Air Force (1-22-25)	12, vs. California Baptist (12-11-24)	Fouls	24 - 2x; last: *Air Force (1-22-25)	6, Creighton (11-26-24)
2 - 2x; last: vs. *Air Force (1-22-25)	0, 12x; last: at *Nevada (1-25-25)	Fouled Out	2, *Fresno State (12-4-24)	0, 9x; last: *UNLV (1-18-25)
22, vs. Occidental (11-12-24)	6, vs. California (12-21-24)	Assists	16 - 2x; last: *Utah State (12-28-24)	4, 2x; last: California (12-21-24)
16, vs. *Utah State (12-28-24)	4, vs. Occidental (11-12-24)	Turnovers	21, Occidental (11-12-24)	8, 2x; last: Gonzaga (11-18-24)
13, vs. California (12-21-24)	4, 2x; last: at *Fresno State (12-4-24)	Steals	12 - 2x; last: *Utah State (12-28-24)	1 - 2x; last: Houston (11-30-24)
9, 4x; last: vs. California (12-21-24)	0, at *Boise State (1-4-25)	Blocked Shots	7, 3x; last: *New Mexico (1-11-25)	0 - 2x; last: *Colorado State (1-14-25)
55 (2nd), at *Fresno State (12-4-24)	20 (1st), at *New Mexico (1-11-25)	Points/Half	45 (2nd), *UNLV (1-18-25)	14 (2nd), *Air Force (1-8-25)
.609 (2nd), vs. California Baptist (12-11-24)	.259 (2nd), vs. *Utah State (12-28-24)	FG Percentage/Half	.556 (2nd), *Air Force (1-22-25)	.125 (2nd), *Air Force (1-8-25)
4 - 5x; last: vs. California (12-21-24)	2 - 5x; last: vs. *Colorado State (1-14-25)	Double-Figure Scorers	5, Oregon (11-27-24)	1, 2x; last: *Air Force (1-8-25)
+25, vs. *Air Force (1-8-25)	-17, vs. Oregon (11-27-24)	Rebound Margin	+17, Oregon (11-27-24)	-25, *Air Force (1-8-25)
+37, vs. Occidental (11-12-24)	-10 - 3x; last: at *New Mexico (1-11-25)	Halftime Scoring Margin	+10 - 3x; last: *New Mexico (1-11-25)	-37, Occidental (11-12-24)

* - Denotes Mountain West game

BIGGEST LEADS/TIME IN LEAD/SPECIALTY STATISTICS

Date	Opponent	SDSU Result		SDSU Big		Opp Big		Ties	LC	SDSU in		Opp in		Tied	Point		Off TOs		2nd Ch.		Bench	
				Lead	Lead	Lead	Lead			Lead	Lead	Lead	Lead		SD	Opp	SD	Opp	SD	Opp	SD	Opp
Nov. 6	UC SAN DIEGO	W	63-58	11	6	6	8			25:36	12:06	2:18	22	20	12	9	5	4	11	7		
Nov. 12	OCCIDENTAL	W	100-49	61	0	0	0			! 39:43	0:00	0:17	38	16	35	4	15	10	40	13		
Nov. 18	GONZAGA	L	67-80	0	16	2	0			0:00	38:21	1:39	30	32	12	8	5	14	21	20		
Nov. 26	^vs. Creighton (D)	W	71-53	19	4	2	1			! 35:10	3:34	1:16	28	30	13	7	4	9	18	7		
Nov. 27	^vs. Oregon (D)	L	68-78	2	13	3	8			3:33	32:38	3:27	36	28	15	15	4	18	20	19		
Nov. 30	^vs. Houston (D)	ot-W	73-70	6	11	3	4			13:44	28:25	2:51	26	18	12	7	15	12	16	7		
Dec. 4	*at Fresno State	W	84-62	25	4	1	1			! 31:54	4:50	3:16	50	26	13	11	19	15	29	19		
Dec. 7	SAN DIEGO	W	74-57	18	2	7	4			32:45	1:29	5:46	44	22	20	5	13	4	29	30		
Dec. 11	CALIFORNIA BAPTIST	W	81-75	19	3	6	9			! 31:54	4:53	3:13	34	32	11	5	7	17	26	22		
Dec. 21	#vs. California	W	71-50	29	8	1	1			! 28:24	9:44	1:52	24	14	25	5	26	6	20	28		
Dec. 28	*UTAH STATE	L	66-67	18	1	3	5			36:57	1:49	1:14	28	24	14	12	10	8	23	20		
Jan. 4	*at Boise State	W	76-68	10	7	5	3			! 25:35	10:22	4:03	30	22	13	11	21	9	30	24		
Jan. 8	*AIR FORCE	W	67-38	31	12	4	4			! 25:44	11:25	2:51	34	12	24	7	22	3	11	10		
Jan. 11	*at New Mexico	L	48-62	2	20	2	1			1:01	37:24	1:35	20	32	1	9	1	14	9	8		
Jan. 14	*COLORADO STATE	W	75-60	20	5	2	5			! 33:10	4:32	2:18	28	22	22	8	7	7	20	2		
Jan. 18	*UNLV	L	68-76	2	13	2	7			2:37	32:43	3:40	30	32	11	17	12	8	11	25		
Jan. 22	*at Air Force	ot-W	77-76	11	7	10	16			30:59	8:20	5:41	38	22	19	8	18	12	34	9		
Jan. 25	*at Nevada	W	69-50	21	6	1	2			! 33:39	6:07	0:14	36	12	10	9	14	13	27	27		

Caps denotes home game. ! - Game in which San Diego State never trailed in the second half. D - Game what was played during the day (tip prior to 5 p.m. local time). ^ - Players Era Festival (MGM Grand Garden Arena; Las Vegas, Nev.). # - San Jose Tip-Off (SAP Center; San Jose, Calif.). * — Mountain West Game. + - Mountain West Men’s Basketball Championship (Thomas & Mack Center; Las Vegas, Nev.).

LARGEST LEADS/DEFICITS

LEADS AND DEFICITS	SEASON	MOUNTAIN WEST GAME
SDSU Biggest Halftime Lead	37, vs. Occidental (11-12-24)	9, vs. Utah State (12-28-24)
SDSU Biggest Halftime Lead Lost	9, vs. Utah State (12-28-24)	9, vs. Utah State (12-28-24)
SDSU Biggest Halftime Lead Lost in a Loss	9, vs. Utah State (12-28-24)	9, vs. Utah State (12-28-24)
SDSU Biggest Halftime Deficit	10 - 3x; last: at *New Mexico (1-11-25)	10, at *New Mexico (1-11-25)
SDSU Biggest Halftime Deficit Overcome	10, vs. Houston (11-30-24)	
SDSU Biggest Halftime Deficit Overcome for Victory	10, vs. Houston (11-30-24)	
SDSU Biggest Lead	61, vs. Occidental (11-12-24)	31, vs. Air Force (1-8-25)
SDSU Biggest Lead Lost	11 - 2x ; last: vs. San Diego (12-7-24)	18, vs. Utah State (12-28-24)
SDSU Biggest Lead Lost in a Loss	18, vs. Utah State (12-28-24)	18, vs. Utah State (12-28-24)
SDSU Biggest Deficit	20, at *New Mexico (1-11-25)	20, at *New Mexico (1-11-25)
SDSU Biggest Deficit Overcome	12, vs. Air Force (1-8-25)	12, vs. Air Force (1-8-25)
SDSU Biggest Deficit Overcome in a Victory	12, vs. Air Force (1-8-25)	12, vs. Air Force (1-8-25)

LARGEST SAN DIEGO STATE RUNS (runs of at least 10-0)

Date	Opponent	Run	H	Time Elapsed	SDSU First Scored	Opponent Scored	SDSU FGM-A	SDSU 3FG-A	SDSU FTM-A	Opp. FGM-A	Opp. 3FG-A	Opp. FTM-A	San Diego State Points By:
Nov. 6	UC SAN DIEGO	10-0	1st	6:20	14:43	8:23	4-10	2-3	0-0	0-10	0-5	0-2	Byrd 6, Compton 4
		12-0	2nd	3:53	6:55	3:02	4-5	0-2	4-5	0-4	0-0	0-0	Byrd 4, McKinney III 3, Boyd 2, Davis 2 Coleman-Jones 1
Nov. 12	OCCIDENTAL	18-0	1st	4:36	19:43	15:07	7-8	4-4	0-0	0-9	0-3	0-0	McKinney III 8, Gwath 6, Boyd 2, Davis 2
		19-0	2nd	5:34	14:30	8:56	6-7	3-4	4-4	0-9	0-3	0-0	9 DeGourville, Gwath 4, Davis 2, Compton 2, Heide 2
Dec. 7	SAN DIEGO	11-0	1st	3:57	13:17	9:20	4-6	1-2	2-3	0-3	0-1	0-0	DeGourville 7, Boyd 2, Compton 2
Dec. 11	CALIFORNIA BAPTIST	10-0	1st	3:35	10:06	6:31	4-6	1-1	1-2	0-2	0-1	0-0	Gwath 3, Davis 2, Johnson Jr. 2, McKinney 2, Byrd 1
Dec. 21	#vs. California	12-0	1st	5:03	9:50	4:47	4-5	0-1	4-5	0-9	0-2	0-0	Byrd 6, Compton 4, Davis 2
Jan. 8	*AIR FORCE	12-0	1st	4:01	9:46	4:56	4-6	0-2	4-5	0-2	0-2	0-0	Byrd 5, Gwath 3, Boyd 2, Davis 2
		18-0	1st/2nd	7:01	0:41 (1st)	13:40 (2nd)	4-8	3-6	4-5	0-6	0-4	0-3	Davis 11, Boyd 3, Coleman-Jones 2 Compton 1, Gwath 1
Jan. 22	*at Air Force	11-0	1st	3:37	15:20	11:43	4-6	3-5	0-0	0-6	0-3	0-0	Coleman-Jones 6, DeGourville 3, Gwath 2
Jan. 25	*at Nevada	13-0	1st	5:02	10:41	5:39	4-9	3-5	2-2	0-7	0-5	0-0	DeGourville 5, Ferrari 3, Gwath 3, Byrd 2

Caps denotes home game. D - Game what was played during the day. # - San Jose Tip-Off (SAP Center; San Jose, Calif.). * - Mountain West Game. + - Mountain West Men's Basketball Championship (Thomas & Mack Center; Las Vegas, Nev.).

MISCELLANEOUS STATISTICS

SEASON	SDSU Team Leader			Games With				Double-Doubles		
	Points	Rebounds	Assists	10+ Pts	20+Pts	30+Pts	10+Rebs	10+Ast	Point/Reb.	Point/Ast.
BOYD, Nick	5	3	9	11	1					
BYRD, Miles	8	2	3	13	4		1			
COLEMAN-JONES, Jared		5	2	5			1		1	
COMPTON, Pharaoh		1		2						
DAVIS, BJ	3	1	1	10						
DeGOURVILLE, Taj		3	4	4						
FERRARI, Kimo			1							
GWATH, Magoon	3	6	1	4	1		1		1	
HEIDE, Miles		3		1						
JOHNSON JR., Demarshay										
LAWIN, Cam										
LOPEZ, Desai										
MAJAK, Thokbor										
McKINNEY III, Wayne	2	1		5						
SCHWARZ, Ryan										
WATERS, Reese										

CAREER	SDSU/Team Leader			Games With				Double-Doubles		
	Points	Rebounds	Assists	10+ Pts	20+Pts	30+Pts	10+Rebs	10+Ast	Point/Reb.	Point/Ast.
BOYD, Nick	12	7	26	42	3		1		1	
BYRD, Miles	8	2	5	15	4		1			
COLEMAN-JONES, Jared	6	34	16	26	1		11		9	
COMPTON, Pharaoh		1		2						
DAVIS, BJ	3	1	1	10						
DeGOURVILLE, Taj		3	4	4						
FERRARI, Kimo	2		9	9	1	1				
GWATH, Magoon	3	6	1	4	1		1		1	
HEIDE, Miles		5		1						
JOHNSON JR., Demarshay										
LAWIN, Cam										
LOPEZ, Desai										
MAJAK, Thokbor										
McKINNEY III, Wayne	14	7	29	45	6	1	1		1	
SCHWARZ, Ryan										
WATERS, Reese	8	4	2	34	3		1		1	

SEASON BESTS

DUNKS	Season	Gm. High
Pharaoh Compton	20	3
Magoon Gwath	11	3
Miles Byrd	8	2
Jared Coleman-Jones	7	1
BJ Davis	2	1
Demarshay Johnson Jr.	2	1
Nick Boyd	1	1
Miles Heide	1	1
TOTAL	51	3

TOP SCORING PERFORMANCES	
Miles Byrd vs. *Colorado State (1-14-25)	25
Magoon Gwath at *Fresno State (12-4-24)	25
Nick Boyd vs. Gonzaga (11-18-24)	23
Miles Byrd at *Boise State (1-4-25)	22
Miles Byrd vs. *UNLV (1-18-25)	21
Miles Byrd vs. California Baptist (12-11-24)	19
Wayne McKinney at *Air Force (1-22-25)	18
Miles Byrd vs. Houston (11-30-24)	18
BJ Davis vs. Oregon (11-27-24)	18
BJ Davis vs. Creighton (11-26-24)	18
Nick Boyd vs. California (12-21-24)	17
Nick Boyd vs. San Diego (12-7-24)	17
Nick Boyd vs. *UNLV (1-18-25)	16
Nick Boyd vs. *Air Force (1-8-25)	16
Nick Boyd vs. California Baptist (12-11-24)	16
Jared Coleman-Jones vs. Houston (11-30-24)	16
Miles Byrd vs. Creighton (11-26-24)	16
BJ Davis vs. Occidental (11-12-24)	16

Magoon Gwath vs. Occidental (11-12-24)	16
Wayne McKinney III vs. Occidental (11-12-24)	16

TOP REBOUNDING PERFORMANCES	
Magoon Gwath at *Nevada (1-25-25)	13
Jared Coleman-Jones vs. *Air Force (1-8-25)	15
Miles Byrd at *Fresno State (12-4-24)	11
Magoon Gwath vs. California (12-21-24)	10
Magoon Gwath at *at Fresno State (12-4-24)	10
Miles Heide vs. San Diego (12-7-24)	9
BJ Davis vs. Creighton (11-26-24)	9
Nick Boyd vs. Gonzaga (11-18-24)	9
Jared Coleman-Jones vs. UC San Diego (11-6-24)	9

TOP ASSISTS PERFORMANCES	
Miles Byrd at *Nevada (1-25-25)	9
Nick Boyd vs. California Baptist (12-11-24)	8
Nick Boyd at *Nevada (1-25-25)	6
Nick Boyd vs. San Diego (12-7-24)	6
Nick Boyd vs. Houston (11-30-24)	6
Nick Boyd at *New Mexico (1-11-25)	5
Nick Boyd at *Boise State (1-4-25)	5
Nick Boyd vs. Creighton (11-26-24)	5
Taj DeGourville vs. Occidental (11-12-24)	5
Kimo Ferrari vs. Occidental (11-12-24)	5

TOP 3-POINT FG PERFORMANCES	
Miles Byrd vs. *Colorado State (1-14-25)	5
Nick Boyd vs. California (12-21-24)	5
Taj DeGourville at Nevada (1-25-25)	4

Miles Byrd vs. *UNLV (1-18-25)	4
Magoon Gwath at *Fresno State (12-4-24)	4
Miles Byrd vs. California Baptist (12-11-24)	4
Miles Byrd vs. UC San Diego (11-6-24)	4
Taj DeGourville vs. Occidental (11-12-24)	4
Wayne McKinney III vs. Occidental (11-12-24)	4

TOP STEALS PERFORMANCES	
Miles Byrd vs. *Colorado State (1-14-25)	7
Nick Boyd vs. *Air Force (1-8-25)	5
BJ Davis vs. Houston (11-30-24)	5
BJ Davis vs. Occidental (11-12-24)	5
Miles Byrd vs. UC San Diego (11-6-24)	5

TOP BLOCKS PERFORMANCES	
Magoon Gwath vs. Houston (11-30-24)	5
Magoon Gwath vs. Oregon (11-27-24)	5
Magoon Gwath vs. Gonzaga (11-18-24)	5
Magoon Gwath at *New Mexico (1-11-25)	4
Magoon Gwath at *Fresno State (12-4-24)	4
Magoon Gwath vs. Occidental (11-12-24)	4
Miles Byrd vs. UC San Diego (11-6-24)	4

GAMES MISSED	
Reese Waters	18
Demarshay Johnson Jr.	2
Miles Byrd	1
Miles Heide	1

* - conference game. ^ - conference tournament game. red - career high

SEASON/CAREER HIGHS

#0 • MAGOON GWATH

	Season	Career
Points	25 at *Fresno State (12-4-24)	25 at *Fresno State (12-4-24)
Rebounds	13 at *Nevada (1-25-25)	13 at *Nevada (1-25-25)
Assists	3 at *Air Force (1-22-25)	3 at *Air Force (1-22-25)
Steals	2 - 2x; last: vs. *UNLV (1-18-25)	2 - 2x; last: vs. *UNLV (1-18-25)
Blocked Shots	5 - 3x; last: vs. Houston (11-30-24)	5 - 3x; last: vs. Houston (11-30-24)
Minutes	31:30 at *Air Force (1-22-25)	31:30 at *Air Force (1-22-25)
20+ Scoring Games	1 time (1-0)	1 time (1-0)
10+ Scoring Games	4 times (4-0)	4 times (4-0)
10+ Rebounding Games	3 times (3-0)	3 times (3-0)
Double Doubles	2 time (2-0)	2 time (2-0)

#2 • NICK BOYD (+ - at Florida Atlantic)

	Season	Career
Points	23 vs. Gonzaga (11-18-24)	23 vs. Gonzaga (11-18-24)
Rebounds	9 vs. Gonzaga (11-18-24)	10 vs. +South Alabama (11-30-22)
Assists	8 vs. California Baptist (12-11-24)	8 vs. California Baptist (12-11-24)
Steals	5 vs. *Air Force (1-8-25)	5 vs. *Air Force (1-8-25)
Blocked Shots		1 - 5x; last: vs. +Tulsa (2-3-24)
Minutes	33:19 vs. *Utah State (12-28-24)	33:16 vs. UC San Diego (11-6-24)
20+ Scoring Games	1 time (0-1)	3 times (2-1)
10+ Scoring Games	11 times (7-4)	42 times (33-9)
10+ Rebounding Games		1 time (1-0)
Double Doubles		1 time (1-0)

#3 • WAYNE MCKINNEY III (+ - at San Diego)

	Season	Career
Points	18 at *Air Force (1-22-25)	31 vs. +Pacific (2-10-24)
Rebounds	4 at *New Mexico (1-11-25)	10 vs. +Jackson State (11-8-23)
Assists	3 vs. Occidental (11-12-24)	6 - 3x; last vs. +LMU (2-7-24)
Steals	2 vs. California (12-21-24)	4 vs. +Santa Clara (2-5-22)
Blocked Shots	2 vs. Occidental (11-12-24)	3 vs. +UC San Diego (12-12-22)
Minutes	26:19 vs. UC San Diego (11-6-24)	43 vs. +UC Riverside (12-20-22)
30+ Scoring Games		1 time (1-0)
20+ Scoring Games		6 times (4-2)
10+ Scoring Games	5 times (4-1)	45 times (24-21)
10+ Rebounding Games		1 time (1-0)
Double Doubles		1 time (1-0)

#4 • DESAI LOPEZ

	Season	Career
Points		
Rebounds	1 vs. *Air Force (1-8-25)	1 - 2x; last: vs. *Air Force (1-8-25)
Assists		
Steals		
Blocked Shots		
Minutes	2:15 vs. *Air Force (1-8-25)	4:52 vs. Saint Katherine (12-19-23)
10+ Scoring Games		
10+ Rebounding Games		

#5 • PHARAOH COMPTON

	Season	Career
Points	13 - 2x; last: vs. San Diego (12-7-24)	13 - 2x; last: vs. San Diego (12-7-24)
Rebounds	6 vs. San Diego (12-7-24)	6 vs. San Diego (12-7-24)
Assists	2 vs. *UNLV (1-18-25)	2 vs. *UNLV (1-18-25)
Steals	2 - 3x; last: vs. San Diego (12-7-24)	2 - 3x; last: vs. San Diego (12-7-24)
Blocked Shots	1 - 7x; last: at *Nevada (1-25-25)	1 - 7x; last: at *Nevada (1-25-25)
Minutes	21:22 vs. Houston (11-30-24)	21:22 vs. Houston (11-30-24)
10+ Scoring Games	2 times (2-0)	2 times (2-0)
10+ Rebounding Games		

#6 • RYAN SCHWARZ

	Season	Career
Points	3 vs. Occidental (11-12-24)	3 vs. Occidental (11-12-24)
Rebounds	1 at *Fresno State (12-4-24)	1 - 4x; last: at *Fresno State (12-4-24)
Assists	1 vs. Occidental (11-12-24)	1 vs. Occidental (11-12-24)
Steals		
Blocked Shots		
Minutes	6:13 vs. Occidental (11-12-24)	8:59 vs. Saint Katherine (12-19-23)
10+ Scoring Games		

#8 • CAM LAWIN

	Season	Career
Points		6 vs. Saint Katherine (12-19-23)
Rebounds	1 - 2x; last: vs. *Air Force (1-8-25)	1 - 3x; last: vs. *Air Force (1-8-25)
Assists		1 vs. Cal State Fullerton (11-6-23)
Steals		
Blocked Shots		
Minutes	2:53 vs. *Air Force (1-8-25)	6:29 vs. Saint Katherine (12-19-23)
10+ Scoring Games		

#10 • BJ DAVIS

	Season	Career
Points	18 - 2x; last: vs. Oregon (11-27-24)	18 - 2x; last: vs. Oregon (11-27-24)
Rebounds	9 vs. Creighton (11-26-24)	9 vs. Creighton (11-26-24)
Assists	4 vs. *Utah State (12-28-24)	4 vs. *Utah State (12-28-24)
Steals	5 - 2x; last: vs. Houston (11-30-24)	5 - 2x; last: vs. Houston (11-30-24)
Blocked Shots	1 - 2x; last: at *New Mexico (1-11-25)	1 - 3x; last: at *New Mexico (1-11-25)
Minutes	37:31 vs. Houston (11-30-24)	37:31 vs. Houston (11-30-24)
10+ Scoring Games	10 times (7-3)	10 times (7-3)

#11 • DEMARSHAY JOHNSON JR.

	Season	Career
Points	4 - 2x; last: at *Fresno State (12-4-24)	8 vs. Occidental (12-2-22)
Rebounds	3 at *Boise State (1-4-25)	8 vs. Saint Katherine (12-19-23)
Assists		1 - 2x; last: vs. UC Irvine (12-9-23)
Steals		2 vs. Saint Katherine (12-19-23)
Blocked Shots	1 vs. Gonzaga (11-18-24)	2 vs. Saint Katherine (12-19-23)
Minutes	10:40 at *Boise State (1-4-25)	16:39 vs. UC Irvine (12-9-23)
10+ Scoring Games		

#14 • REESE WATERS (+ - at Southern California)

	Season	Career
Points		24 vs. California (11-25-23)
Rebounds		12 vs. UC Irvine (12-9-23)
Assists		4 - 2x; last: vs. +Utah (1-14-23)
Steals		3 - 2x; last: at +Washington State (12-4-21)
Blocked Shots		2 - 5x; last: at Brigham Young (11-10-23)
Minutes		40 vs. +Tennessee (11-24-22)
20+ Scoring Games		3 times (3-0)
10+ Scoring Games		34 times (24-10)
10+ Rebounding Games		1 time (1-0)
Double Doubles		1 time (1-0)

#21 • MILES BYRD

	Season	Career
Points	25 vs. *Colorado State (1-14-25)	25 vs. *Colorado State (1-14-25)
Rebounds	11 at *Fresno State (12-4-24)	11 at *Fresno State (12-4-24)
Assists	9 at *Nevada (1-25-25)	9 at *Nevada (1-25-25)
Steals	7 vs. *Colorado State (1-14-25)	7 vs. *Colorado State (1-14-25)
Blocked Shots	4 vs. UC San Diego (11-6-24)	4 - 2x; last: vs. UC San Diego (11-6-24)
Minutes	36:43 vs. Houston (11-30-24)	36:43 vs. Houston (11-30-24)
20+ Scoring Games	4 times (3-1)	4 times (3-1)
10+ Scoring Games	13 times (9-4)	15 times (9-6)
10+ Rebounding Games	1 time (1-0)	1 time (1-0)

#23 • KIMO FERRARI (+ - at Brown)

	Season	Career
Points	9 vs. Occidental (11-12-24)	39 vs. +Dartmouth (3-2-24)
Rebounds	4 - 2x; last: vs. *Air Force (1-8-25)	7 vs. +Stony Brook (12-29-23)
Assists	5 vs. Occidental (11-12-24)	5 - 3x; last: vs. Occidental (11-12-24)
Steals	1 - 3x; last: at *Air Force (1-22-25)	5 vs. +Penn (1-2-23)
Blocked Shots		2 at +Penn (2-17-24)
Minutes	20:13 vs. Occidental (11-12-24)	36:17 at +Penn (2-17-24)
30+ Scoring Games		1 time (1-0)
20+ Scoring Games		1 time (1-0)
10+ Scoring Games		9 times (4-5)

* - Mountain West game; ^ - Mountain West Tournament game.

SEASON/CAREER HIGHS

#24 • TAJ DeGOURVILLE

	Season	Career
Points	14 - 2x; last at *Nevada (1-25-25)	14 - 2x; last at *Nevada (1-25-25)
Rebounds	7 - 2x; last: at *Air Force (1-22-25)	7 - 2x; last: at *Air Force (1-22-25)
Assists	5 vs. Occidental (11-12-24)	5 vs. Occidental (11-12-24)
Steals	3 vs. *Utah State (12-28-24)	3 vs. *Utah State (12-28-24)
Blocked Shots	2 - 2x; last: vs. *UNLV (1-18-25)	2 - 2x; last: vs. *UNLV (1-18-25)
Minutes	27:22 at *Nevada (1-25-25)	27:22 at *Nevada (1-25-25)
10+ Scoring Games	4 times (4-0)	4 times (4-0)

#31 • JARED COLEMAN-JONES (+- at Middle Tennessee State)

	Season	Career
Points	16 vs. Houston (11-30-24)	20 vs. +Western Kentucky (2-24-24)
Rebounds	15 vs. *Air Force (1-8-25)	15 vs. *Air Force (1-8-25)
Assists	4 vs. *UNLV (1-18-25)	8 vs. +UTEP (2-17-24)
Steals	2 - 2x; last: vs. Oregon (11-27-24)	3 - 3x; last: vs. +FIU (1-27-24)
Blocked Shots	2 - 3x; last: at *New Mexico (1-11-25)	3 - 4x; last: vs. +UTEP (2-17-24)
Minutes	35:39 vs. Houston (11-30-24)	44:41 vs. +UTEP (2-17-24)
20+ Scoring Games		1 time (1-0)
10+ Scoring Games	5 times (4-1)	26 times (14-12)
10+ Rebounds Games	1 time (1-0)	11 times (6-5)
Double Doubles	1 time (1-0)	9 times (6-3)

#33 • THOKBOR MAJAK

	Season	Career
Points		
Rebounds		
Assists		
Steals		
Blocked Shots		
Minutes		
10+ Scoring Games		

#40 • MILES HEIDE

	Season	Career
Points	10 vs. California Baptist, 12-11-24	10 vs. California Baptist (12-11-24)
Rebounds	9 vs. San Diego (12-7-24)	9 - 2x; last: vs. San Diego (12-7-24)
Assists	1 - 6x; last: at *Nevada (1-25-25)	2 vs. Long Beach State (11-14-23)
Steals	1 - 3x; last: at *Boise State, 1-4-25	3 vs. Long Beach State (11-14-23)
Blocked Shots	1 - 5x; last: at *Nevada (1-25-25)	3 vs. UC Irvine (12-9-23)
Minutes	20:03 at *Nevada (1-25-25)	20:03 at *Nevada (1-25-25)
10+ Scoring Games	1 time (1-0)	1 time (1-0)

* - Mountain West game; ^ - Mountain West Tournament game.

MISCELLANEOUS STATISTICS

San Diego State's Record When...

Category	2024-25 Season	Dutcher Era	SDSU Streak	Note
Home	6-3	103-14	Lost 1	SDSU is 57-6 in its last 63, 75-9 in its last 84 and 84-10 in its last 94 home games; 20-game homecourt win streak snapped by Boise State (3-8-24)
Away	4-1	49-32	Won 2	SDSU is 41-18 in its last 59 road games and 104-62 in its last 166 road games; Aztecs are 101-52 in last 153 road games vs. non-AP top 25 teams.
Neutral	3-1	38-17	Won 2	Aztecs have won 71 of the last 105 games at neutral sites (71-34); 8-game win streak snapped by UConn (4-3-23); Won 8 of last 15 meetings with AP Top 25 teams
Scoring First	7-3	123-26	Won 2	SDSU is 241-62 in its last 303 games in which it has scored first. Last loss: vs. UNLV (1-18-25)
Opponent Scores First	6-2	67-35	Won 5	SDSU is 56-23 in its last 79 and 138-61 in its last 199 games in which the opponent has scored first
Leading at Half	12-1	169-17	Won 5	SDSU is 100-6 in its last 106; 138-9 in its last 147 and 232-25 in its last 257 games when ahead at half; 167-9 in last 176 at home when leading at half
Trailing at Half	1-4	26-43	Lost 2	SDSU is 31-55 the last 86 times trailing at the half and 57-84 since the start of '10-11
Tied at Half		1-3	Lost 1	SDSU is 8-6 in last 14 games that have been tied at half
Leading with 5:00 Left	11-0	167-12	Won 12	Won 423 of last 439 (423-16); 164-game win streak snapped vs. Boise (2-27-16); Last loss before 164-game win streak: at WYO (1-9-10)
Trailing with 5:00 Left	2-5	16-47	Won 1	SDSU is 23-90 in its last 113; 2024-25 wins: vs. Houston (11-30-24), at Air Force (1-22-25)
Tied with 5:00 Left		4-4	Won 1	SDSU is 7-7 in last 14 outings
In Overtime	1-0	7-4	Won 2	SDSU is 28-5 in its last 33 in OT; Last loss: vs. Boise State (3-8-24); 9-1 in last 10 overtime home games
SDSU Outrebounds Opp.	7-1	137-17	Won 2	SDSU is 89-8 in its last 97; 105-9 in its last 114; 168-24 in its last 192 and 278-43 in its last 321 games
SDSU Outrebounded	4-4	43-46	Won 2	SDSU is 33-31 in its last 64 and 83-76 in its last 159 games when outrebounded; Last win: at Nevada (1-25-25)
SDSU Commits Fewer TOs	10-1	131-31	Won 8	SDSU is 102-19 in its last 121 and 175-32 in its last 207 when committing fewer turnovers. Last loss: at UNLV (3-5-24)
Opp. Commits Fewer TOs	2-4	42-33	Lost 3	SDSU is 105-67 in its last 172 games when committing more turnovers; Last win: at Fresno State (12-4-24)
SDSU More FT Attempts	4-1	122-9	Won 1	SDSU is 93-4 in its last 97 and 260-34 in its last 294 games in the category. Last loss: vs. Utah State (12-28-24)
Opp. More FT Attempts	8-4	62-47	Won 2	SDSU is 105-78 in its last 183 games in this category. Last win: at Nevada (1-25-25)
SDSU Shoots Better than Opp.	12-1	155-12	Won 9	SDSU is 74-6 in last 80; 128-8 in last 136; 158-12 in last 170; 318-22 in last 340 with higher FG pct. Last loss: vs. Oregon (11-27-24)
Opp. Shoots Better than SDSU	1-4	35-51	Won 1	SDSU is 67-99 since the start of '10-11 when the opponent has a higher FG pct.; Last win: at Air Force (1-22-25)
SDSU Shoots 50% or Better	1-1	60-2	Won 1	70-game win streak snapped at California (12-8-18). Have won 99 straight at home when FG pct. >= 50.0 pct. (last loss: UNLV, 1-26-02)
SDSU Shoots Between 40-50%	10-0	95-31	Won 12	Since March 3, 2010, SDSU is 190-49 overall and 102-12 at home
SDSU Shoots 40% or Less	2-4	34-30	Lost 2	SDSU is 214-44 when shooting 38.9 pct. or better (since Jan. 31, 2015); SDSU is 149-11 since Feb. 22, 2012, at home, when shooting at least 38.9 pct.
Opp. Shoots 50% or Better		5-14	Lost 1	Last win: vs. Washington (11-19-23)
Opp. Shoots Between 40-50%	3-4	64-42	Won 1	Last loss: vs. UNLV (1-18-25); Last win: at Air Force (1-22-25)
Opp. Shoots 40% or Less	10-1	122-13	Won 1	SDSU is 98-10 in last 108; 331-43 in last 374 times the opponent has shot 40 pct. or less; Last loss: at New Mexico (1-11-25)
Opp. Shoots 35% or Less	8-0	62-2	Won 26	Won 35 straight until vs. Boise State (1-22-22); Prior last loss in the category was at CSU (2-25-17); SDSU 47-1 in last 48 gms. at Viejas dating back to 12-18-15 (GCU)
SDSU Bench Outscores Opp.	9-4	130-34	Won 2	SDSU is 108-27 in its last 135 and 256-55 in this category since the beginning of the 2010-11 season; Aztecs are 224-55 in last 279 games
Opp. Bench Outscores SDSU	3-1	55-28	Lost 1	SDSU is 111-61 in this category since the beginning of the 2010-11 season
SDSU Scores Less Than 60	0-1	4-20	Lost 4	SDSU is 27-48 in its last 75 games when scoring less than 60 pts; Last wins: vs. Creighton (3-26-23), at Fresno St. (2/15/23)
SDSU Scores At Least 60 & Less Than 70	3-4	48-29	Won 1	SDSU is 104-52 in its last 156 games. Last loss: vs. Utah State (12-28-24); 20-7 since March 15, 2019 at home
SDSU Scores Between 70-79	7-0	75-11	Won 8	SDSU is 77-11 in last 88, 164-19 in its last 183 when scoring 70-79; 31-game win streak snapped vs. Arizona (11-22-22); 114-9 at home in last 123
SDSU Scores Between 80-89	2-0	45-3	Won 38	SDSU is 66-5 in its last 71 games when scoring between 80-89 points
SDSU Scores Between 90-99		15-0	Won 28	The Aztecs have won 30 straight games and are 35-2 since 1999-2000 when scoring 90+ points
SDSU Scores 100+	1-0	3-0	Won 29	The Aztecs have won 29 straight games when reaching triple digits. SDSU is 6-0 in games where it has scored 100+ points since the 1999-2000 season
Opp. Scores Less Than 50	2-0	21-1	Won 10	SDSU is 25-1 in last 26; 89-5 in last 94 in this category (losses: at UW, 12-7-14; vs. Wya., 3-14-15; Little Rock, 11-21-15; vs. Boise 1-22-22)
Opp. Scores Less Than 60	7-0	98-7	Won 32	SDSU is 105-8 in its last 113 games in the category; Last loss: vs. Boise State (3-12-22) SDSU is 181-7 the last 188 & has won 24 straight home games when holding the opponent to 60 points or less (last loss: vs. Boise State, 1-22-22)
Opp. Scores Between 50-59	5-0	71-5	Won 25	SDSU is 90-8 in its last 98 games and 171-18 in last 189 games in this category
Opp. Scores Between 60-69	3-2	57-16	Won 1	SDSU is 79-10 in last 89 games; 112-38 in the category since the start of 2010-11 & 180-74 in the Dutcher/Fisher era.
Opp. Scores Between 70-79	3-2	33-22	Won 1	SDSU is 50-44 in its last 94 games when allowing between 70-79 points
Opp. Scores Between 80-89	0-1	1-15	Lost 8	SDSU is 3-19 since the beginning of the 2010-11 season in this category.
Opp. Scores Between 90-99		1-3	Won 1	SDSU snapped a 24-game losing streak in the category by winning at TCU (3-3-12); Last win: vs. Washington (11-19-23)
Opp. Scores 100+			Lost 9	The Aztecs are 0-3 in this category since the 1999-00 season.
Wearing Black	5-2	59-40	Won 1	SDSU is 45-23 in last 68 and 102-71 in its last 173 in the black uniforms; Last worn at home: vs. Air Force (2-12-22)
Wearing Alternate Black (Red Writing)		19-6	Lost 1	Worn for first time of season at Colorado St. (1-18-23); Last loss vs. Connecticut (4-3-23)
Wearing Red	2-0	4-0	Won 5	Aztecs are 19-5 in their last 24 when wearing red since the start of 2010-11; Last worn: at Air Force (1-22-25)
Wearing White	5-3	119-21	Lost 1	Aztecs are 89-12 in last 101; Last worn on the road at Fresno State (2-24-24); Last neutral: vs. Creighton (11-26-24)
Wearing Retro White		3-1	Won 2	Wore vs. USD and vs. No. 2/3 Kansas in 2015-16; vs. Alabama State, Wyoming, Air Force in 2016-17; vs. Georgia and California, USU, CSU in 2017-18
Wearing Retro White Shorts		7-0	Won 7	Debuted vs. Colorado State (1-4-21)
Wearing Camouflage			Lost 1	SDSU lost to No. 9/9 Syracuse (11-11-12)
Wearing Pewter Gray			Won 2	Uniforms made its debut vs. USD (12-15-12); Also worn against UNLV (1-16-13), FS (2-9-13), BSU (3-13-13)
Wearing Turquoise	1-0	8-1	Won 2	Made its debut vs. Bakersfield (11-20-14); Also vs. SD Christian (11-18-15), vs. Savannah St. (11-28-16), vs. McNeese (11-17-17), vs. Jackson St. (11-27-18), vs. Tennessee State (11-25-19), vs. UC Irvine (11-27-20), vs. UT Arlington (11-20-21), vs. UC Irvine (11-29-22), vs. Saint Mary's (12-10-22), vs. LBSU (11-14-23), vs. Occidental (11-12-24)
On Monday	0-1	12-3	Lost 1	Aztecs are 24-5 on Monday since the beginning of 2010-11. Last loss: vs. Gonzaga (11-18-24)
On Tuesday	3-0	34-13	Won 3	SDSU is 66-20 in its last 86 games played on Tuesday. Last loss: at UNLV (3-5-24)
On Wednesday	5-1	33-8	Won 4	SDSU is 48-12 in last 60 and 78-20 in its last 98 games played on Wednesday
On Thursday		21-4	Lost 1	Aztecs played just 47 Thursday games since the start of the 2010-11 season and only once this regular season (12-21-23 vs. Stanford)
On Friday		25-8	Won 2	SDSU is 47-13 in its last 60 games played on the day
On Saturday	5-3	54-26	Won 1	SDSU is 108-50 in its last 158 games played on Saturday
On Sunday		10-1	Won 10	The Aztecs have played only 33 Sunday games since the beginning of the 2010-11 campaign (23-8)
In November	4-2	40-11	Won 1	SDSU is 74-20 in November since the beginning of the 2010-11 campaign
In December	4-1	33-10	Lost 1	The Aztecs are 77-19 in their last 96 games played in December. Last loss: vs. Utah State (12-28-24)
In January	5-2	44-19	Won 2	SDSU is 72-26 in last 98 and 88-30 in last 118 January games
In February		43-10	Won 2	SDSU is 70-23 in its last 93 games played during the month
In March		29-12	Lost 1	The Aztecs are 75-29 in their last 104 March games
In April		1-1	Lost 1	SDSU beat Florida Atlantic (4-1-23) in the Final Four, in first-ever April game, but lost to Connecticut (4-3-23) in the national championship game two nights later